

QUARTERLY REPORT OF REVENUE AND OTHER RECEIPTS
As at the Quarter Ending December 31, 2022

Department : State Universities and Colleges (SUCs)
 Agency : Camarines Norte State College
 Operating Unit : < not applicable >
 Organization Code (UACS) : 08 051 0000000
 Fund Cluster : 05 - Internally Generated Funds

| Classification/Sources of Revenue and Other Receipts | UACS CODE | REVENUE TARGET (Annual) per BESF | Actual Revenue and Other Receipts Collections | | | | | Cumulative Remittance/Deposits to Date | | | Variance | | Remarks |
|--|------------|----------------------------------|---|----------------------------|-----------------------------|----------------------------|-----------------------|--|-----------------------|-----------------------|----------------------|-------------|---------|
| | | | 1st Quarter Ending March 31 | 2nd Quarter Ending June 30 | 3rd Quarter Ending Sept. 30 | 4th Quarter Ending Dec. 31 | Total | Remittance to BTr | Deposited with AGDB | TOTAL | Amount | % | |
| 1 | 2 | 3 | 4 | 5 | 6 | 7 | 8=[(6+(-)7]-8+9] | 9 | 10 | 11=(9+10) | 12=(8-3) | 13=(12/3) | 14 |
| Internally Generated Funds | | 139,080,684.00 | 71,939,528.23 | 62,390,210.65 | 52,116,432.99 | 49,140,941.35 | 235,587,111.22 | 0.00 | 235,587,111.22 | 235,587,111.22 | 96,506,427.22 | 69 % | |
| Revenue Collections | | 139,080,684.00 | 71,939,528.23 | 62,390,210.65 | 52,116,432.99 | 49,140,941.35 | 235,587,111.22 | 0.00 | 235,587,111.22 | 235,587,111.22 | 96,506,427.22 | 69 % | |
| Cash Receipts | | 139,080,684.00 | 71,939,528.23 | 62,390,210.65 | 52,116,432.99 | 49,140,941.35 | 235,587,111.22 | 0.00 | 235,587,111.22 | 235,587,111.22 | 96,506,427.22 | 69 % | |
| Non-Tax | | 120,013,134.00 | 52,871,976.23 | 49,968,720.65 | 5,389,342.71 | 49,040,941.35 | 157,270,980.94 | 0.00 | 157,270,980.94 | 157,270,980.94 | 37,257,846.94 | 31 % | |
| Tuition Fees | 4020201001 | 49,282,776.00 | 23,859,803.76 | 20,928,110.65 | 944,401.27 | 22,801,364.96 | 68,533,680.64 | 0.00 | 68,533,680.64 | 68,533,680.64 | 19,250,904.64 | 39 % | |
| Income Collected from Students | 4020201002 | 2,073,000.00 | 786,698.46 | 670,229.77 | 840,300.00 | 324,693.89 | 2,621,922.12 | 0.00 | 2,621,922.12 | 2,621,922.12 | 548,922.12 | 26 % | |
| Other School Fees | 4020201099 | 56,043,269.00 | 26,503,885.00 | 24,558,667.50 | 504,878.50 | 22,133,090.00 | 73,698,521.00 | 0.00 | 73,698,521.00 | 73,698,521.00 | 17,655,252.00 | 32 % | |
| Other Business Income | 4020299099 | 12,614,089.00 | 1,721,589.01 | 3,813,712.73 | 3,099,762.94 | 3,781,792.50 | 12,416,857.18 | 0.00 | 12,416,857.18 | 12,416,857.18 | (197,231.82) | -2 % | |
| Others | | 19,067,550.00 | 19,067,550.00 | 12,421,490.00 | 46,727,090.28 | 100,000.00 | 78,316,130.28 | 0.00 | 78,316,130.28 | 78,316,130.28 | 59,248,580.28 | 311 % | |
| Other Payables | 2999999000 | 19,067,550.00 | 19,067,550.00 | 12,421,490.00 | 46,727,090.28 | 100,000.00 | 78,316,130.28 | 0.00 | 78,316,130.28 | 78,316,130.28 | 59,248,580.28 | 311 % | |
| TOTAL | | 139,080,684.00 | 71,939,528.23 | 62,390,210.65 | 52,116,432.99 | 49,140,941.35 | 235,587,111.22 | 0.00 | 235,587,111.22 | 235,587,111.22 | 96,506,427.22 | 69 % | |

Certified Correct:

CADA, LOUIELYN S.

Date: 1/13/2023

Recommending Approval:

AZUELO, MARIA CRISTINA C. Ph.D.

Date: 1/13/2023

Approved By:


DE LA CRUZ, MARLO M., Ph.D., PECE

Date: 1/13/2023

QUARTERLY REPORT OF REVENUE AND OTHER RECEIPTS
As at the Quarter Ending September 30, 2022


Department : State Universities and Colleges (SUCs)
 Agency : Camarines Norte State College
 Operating Unit : < not applicable >
 Organization Code (UACS) : 08 031 0000000
 Fund Cluster : 05 - Internally Generated Funds

| Classification/Sources of Revenue and Other Receipts | UACS CODE | REVENUE TARGET (Annual) per BESF | Actual Revenue and Other Receipts Collections | | | | | Cumulative Remittance/Deposits to Date | | | Variance | | Remarks |
|--|------------|----------------------------------|---|----------------------------|-----------------------------|----------------------------|------------------|--|---------------------|----------------|-----------------|-----------|---------|
| | | | 1st Quarter Ending March 31 | 2nd Quarter Ending June 30 | 3rd Quarter Ending Sept. 30 | 4th Quarter Ending Dec. 31 | Total | Remittance to BTr | Deposited with AGDB | TOTAL | Amount | % | |
| 1 | 2 | 3 | 4 | 5 | 6 | 7 | 8=[(8+(-)7)-8+8] | 9 | 10 | 11=(9+10) | 12=(8-3) | 13=(12/3) | 14 |
| Internally Generated Funds | | 139,080,684.00 | 71,939,526.23 | 62,390,210.65 | 52,116,432.99 | 0.00 | 186,446,169.87 | 0.00 | 186,446,169.87 | 186,446,169.87 | 47,365,485.87 | 34 % | |
| Revenue Collections | | 139,080,684.00 | 71,939,526.23 | 62,390,210.65 | 52,116,432.99 | 0.00 | 186,446,169.87 | 0.00 | 186,446,169.87 | 186,446,169.87 | 47,365,485.87 | 34 % | |
| Cash Receipts | | 139,080,684.00 | 71,939,526.23 | 62,390,210.65 | 52,116,432.99 | 0.00 | 186,446,169.87 | 0.00 | 186,446,169.87 | 186,446,169.87 | 47,365,485.87 | 34 % | |
| Non-Tax | | 120,013,134.00 | 52,871,976.23 | 49,968,720.65 | 5,369,342.71 | 0.00 | 108,230,039.59 | 0.00 | 108,230,039.59 | 108,230,039.59 | (11,763,094.41) | -10 % | |
| Tuition Fees | 4020201001 | 49,282,776.00 | 23,859,803.76 | 20,928,110.65 | 944,401.27 | 0.00 | 45,732,315.68 | 0.00 | 45,732,315.68 | 45,732,315.68 | (3,550,460.32) | -7 % | |
| Income Collected from Students | 4020201002 | 2,073,000.00 | 786,698.46 | 670,229.77 | 840,300.00 | 0.00 | 2,297,228.23 | 0.00 | 2,297,228.23 | 2,297,228.23 | 224,228.23 | 11 % | |
| Other School Fees | 4020201099 | 56,043,269.00 | 26,503,885.00 | 24,558,687.50 | 504,878.50 | 0.00 | 51,565,431.00 | 0.00 | 51,565,431.00 | 51,565,431.00 | (4,477,838.00) | -8 % | |
| Other Business Income | 4020299099 | 12,614,089.00 | 1,721,589.01 | 3,813,712.73 | 3,099,762.94 | 0.00 | 8,635,064.68 | 0.00 | 8,635,064.68 | 8,635,064.68 | (3,979,024.32) | -32 % | |
| Others | | 19,067,550.00 | 19,067,550.00 | 12,421,490.00 | 46,727,090.28 | 0.00 | 78,216,130.28 | 0.00 | 78,216,130.28 | 78,216,130.28 | 59,148,580.28 | 310 % | |
| Other Payables | 2999999000 | 19,067,550.00 | 19,067,550.00 | 12,421,490.00 | 46,727,090.28 | 0.00 | 78,216,130.28 | 0.00 | 78,216,130.28 | 78,216,130.28 | 59,148,580.28 | 310 % | |
| TOTAL | | 139,080,684.00 | 71,939,526.23 | 62,390,210.65 | 52,116,432.99 | 0.00 | 186,446,169.87 | 0.00 | 186,446,169.87 | 186,446,169.87 | 47,365,485.87 | 34 % | |

Certified Correct:

 LEE, MADELON BAYLON
 Date: 10/10/2022

Recommending Approval:

 AZUELO, MARIA CRISTINA C. Ph.D.
 Date: 10/10/2022

Approved By:

 DE LA CRUZ, MARLO M., Ph.D., PECE
 Date: 10/10/2022

Scanned with CamScanner

QUARTERLY REPORT OF REVENUE AND OTHER RECEIPTS

As at the Quarter Ending June 30, 2022

Department : State Universities and Colleges (SUCs)
 Agency : Camarines Norte State College
 Operating Unit : < not applicable >
 Organization Code (UACS) : 08 051 000000
 Fund Cluster : 05 - Internally Generated Funds

| Classification/Sources of Revenue and Other Receipts | UACS CODE | REVENUE TARGET (Annual) per BESF | Actual Revenue and Other Receipts Collections | | | | | Cumulative Remittance/Deposits to Date | | | Variance | | Remarks |
|--|------------|----------------------------------|---|----------------------------|-----------------------------|----------------------------|-----------------------|--|-----------------------|-----------------------|-----------------------|------------|---------|
| | | | 1st Quarter Ending March 31 | 2nd Quarter Ending June 30 | 3rd Quarter Ending Sept. 30 | 4th Quarter Ending Dec. 31 | Total | Remittance to BTR | Deposited with AGDB | TOTAL | Amount | % | |
| 1 | 2 | 3 | 4 | 5 | 6 | 7 | 8=[(8+(-))]-8+9] | 9 | 10 | 11=(9+10) | 12=(8-3) | 13=(12/3) | 14 |
| Internally Generated Funds | | 139,080,684.00 | 71,939,526.23 | 62,390,210.65 | 0.00 | 0.00 | 134,329,736.88 | 0.00 | 134,329,736.88 | 134,329,736.88 | (4,750,947.12) | -3% | |
| Revenue Collections | | 139,080,684.00 | 71,939,526.23 | 62,390,210.65 | 0.00 | 0.00 | 134,329,736.88 | 0.00 | 134,329,736.88 | 134,329,736.88 | (4,750,947.12) | -3% | |
| Cash Receipts | | 139,080,684.00 | 71,939,526.23 | 62,390,210.65 | 0.00 | 0.00 | 134,329,736.88 | 0.00 | 134,329,736.88 | 134,329,736.88 | (4,750,947.12) | -3% | |
| Non-Tax | | 120,013,134.00 | 52,671,976.23 | 49,968,720.65 | 0.00 | 0.00 | 102,840,696.88 | 0.00 | 102,840,696.88 | 102,840,696.88 | (17,172,437.12) | -14% | |
| Admission Fees | 4020201001 | 49,282,776.00 | 23,859,803.76 | 20,928,110.65 | 0.00 | 0.00 | 44,787,914.41 | 0.00 | 44,787,914.41 | 44,787,914.41 | (4,494,861.59) | -9% | |
| Income Collected from Students | 4020201002 | 2,073,000.00 | 786,696.46 | 670,229.77 | 0.00 | 0.00 | 1,456,928.23 | 0.00 | 1,456,928.23 | 1,456,928.23 | (616,071.77) | -30% | |
| Other School Fees | 4020201099 | 56,043,269.00 | 26,503,885.00 | 24,556,667.50 | 0.00 | 0.00 | 51,060,552.50 | 0.00 | 51,060,552.50 | 51,060,552.50 | (4,982,716.50) | -9% | |
| Other Business Income | 4020299099 | 12,614,089.00 | 1,721,589.01 | 3,813,712.73 | 0.00 | 0.00 | 5,535,301.74 | 0.00 | 5,535,301.74 | 5,535,301.74 | (7,078,787.26) | -56% | |
| Others | | 19,067,550.00 | 19,067,550.00 | 12,421,490.00 | 0.00 | 0.00 | 31,489,040.00 | 0.00 | 31,489,040.00 | 31,489,040.00 | 12,421,490.00 | 65% | |
| Other Payables | 2999999000 | 19,067,550.00 | 19,067,550.00 | 12,421,490.00 | 0.00 | 0.00 | 31,489,040.00 | 0.00 | 31,489,040.00 | 31,489,040.00 | 12,421,490.00 | 65% | |
| TOTAL | | 139,080,684.00 | 71,939,526.23 | 62,390,210.65 | 0.00 | 0.00 | 134,329,736.88 | 0.00 | 134,329,736.88 | 134,329,736.88 | (4,750,947.12) | -3% | |

Certified Correct:


 LEE, MADELON BAYLON

Date: 7/13/2022

Recommending Approval:

AZUELO, MARIA CRISTINA C. Ph.D.

Date: 7/13/2022

Approved By:


 DE LA CRUZ, MARLO M., Ph.D., PECE

Date: 7/13/2022


QUARTERLY REPORT OF REVENUE AND OTHER RECEIPTS

As at the Quarter Ending March 31, 2022

Department : State Universities and Colleges (SUCs)
 Agency : Camarines Norte State College
 Operating Unit : < not applicable >
 Organization Code (UACS) : 08 051 0000000
 Fund Cluster : 05 - Internally Generated Funds

| Classification/Sources of Revenue and Other Receipts | UACS CODE | REVENUE TARGET (Annual) per BESF | Actual Revenue and Other Receipts Collections | | | | | Cumulative Remittance/Deposits to Date | | | Variance | | Remarks |
|--|------------|----------------------------------|---|----------------------------|-----------------------------|----------------------------|----------------------|--|----------------------|----------------------|------------------------|--------------|---------|
| | | | 1st Quarter Ending March 31 | 2nd Quarter Ending June 30 | 3rd Quarter Ending Sept. 30 | 4th Quarter Ending Dec. 31 | Total | Remittance to BTr | Deposited with AGDB | TOTAL | Amount | % | |
| 1 | 2 | 3 | 4 | 5 | 6 | 7 | 8=[(6+(-)7)-8+9] | 9 | 10 | 11=(9+10) | 12=(8-3) | 13=(12/3) | 14 |
| Internally Generated Funds | | 139,080,684.00 | 71,939,526.23 | 0.00 | 0.00 | 0.00 | 71,939,526.23 | 0.00 | 71,939,526.23 | 71,939,526.23 | (67,141,157.77) | -48 % | |
| Revenue Collections | | 139,080,684.00 | 71,939,526.23 | 0.00 | 0.00 | 0.00 | 71,939,526.23 | 0.00 | 71,939,526.23 | 71,939,526.23 | (67,141,157.77) | -48 % | |
| Cash Receipts | | 139,080,684.00 | 71,939,526.23 | 0.00 | 0.00 | 0.00 | 71,939,526.23 | 0.00 | 71,939,526.23 | 71,939,526.23 | (67,141,157.77) | -48 % | |
| Don-Tax | | 120,013,134.00 | 52,871,976.23 | 0.00 | 0.00 | 0.00 | 52,871,976.23 | 0.00 | 52,871,976.23 | 52,871,976.23 | (67,141,157.77) | -56 % | |
| Tuition Fees | 4020201001 | 49,282,776.00 | 23,859,803.76 | 0.00 | 0.00 | 0.00 | 23,859,803.76 | 0.00 | 23,859,803.76 | 23,859,803.76 | (25,422,972.24) | -52 % | |
| Income Collected from Students | 4020201002 | 2,073,000.00 | 786,696.46 | 0.00 | 0.00 | 0.00 | 786,696.46 | 0.00 | 786,696.46 | 786,696.46 | (1,286,303.54) | -62 % | |
| Other School Fees | 4020201099 | 56,043,269.00 | 26,503,885.00 | 0.00 | 0.00 | 0.00 | 26,503,885.00 | 0.00 | 26,503,885.00 | 26,503,885.00 | (29,539,384.00) | -53 % | |
| Other Business Income | 4020290099 | 12,614,089.00 | 1,721,589.01 | 0.00 | 0.00 | 0.00 | 1,721,589.01 | 0.00 | 1,721,589.01 | 1,721,589.01 | (10,892,499.99) | -86 % | |
| Others | | 19,067,550.00 | 19,067,550.00 | 0.00 | 0.00 | 0.00 | 19,067,550.00 | 0.00 | 19,067,550.00 | 19,067,550.00 | 0.00 | 0 % | |
| Other Payables | 2999999000 | 19,067,550.00 | 19,067,550.00 | 0.00 | 0.00 | 0.00 | 19,067,550.00 | 0.00 | 19,067,550.00 | 19,067,550.00 | 0.00 | 0 % | |
| TOTAL | | 139,080,684.00 | 71,939,526.23 | 0.00 | 0.00 | 0.00 | 71,939,526.23 | 0.00 | 71,939,526.23 | 71,939,526.23 | (67,141,157.77) | -48 % | |

Certified Correct:


 LEE, MADELON BAYLON

Date: 4/22/2022

Recommending Approval:


 AZUELO, MARIA CRISTINA C. Ph.D.

Date: 4/22/2022

Approved By:


 DE LA CRUZ, MARLO M., Ph.D., PECE

Date: 4/22/2022