


PERFORMANCE INDICATOR - December 31, 2019


Department: State Universities and Colleges (SUCs)
 Agency: Camarines Norte State College
 Organization Code: 08 051 0000000


Particulars	UACS CODE	Physical Target (Budget Year)					Physical Accomplishment (Budget Year)					Variance	Remarks
		1st Quarter	2nd Quarter	3rd Quarter	4th Quarter	Total	1st Quarter	2nd Quarter	3rd Quarter	4th Quarter	Total		
1	2	3	4	5	6	7	8	9	10	11	12	13	14
HIGHER EDUCATION PROGRAM	31010000000000												
OO : Relevant and quality tertiary education ensured to													
Outcome Indicators													
1. Percentage of first-time licensure exam-takers that pass the licensure exams					60%	60.00%	0%	45.45%	65%	60%	60%	0	
2. Percentage of graduates (2 years prior) that are employed					76%	76.00%	0%	77%	77%		77%	+1%	
Output Indicators													
1. Percentage of undergraduate student population enrolled in CHED-identified and RDC-identified priority programs				36%		36.00%	0%	0%	42%		42%	+6%	
2. Percentage of undergraduate programs with accreditation					100%	100.00%	100%	100%	100%		100%	0%	
ADVANCED EDUCATION PROGRAM	32010000000000												
OO : Higher education research improved to promote													
Outcome Indicators													
1. Percentage of graduate school faculty engaged in research work applied in any of the following:													
a. pursuing advanced research degree programs (Ph.D)					14.29% (2/14)	14.29% (2/14)	14.29% (2/14)	14.29% (2/14)	14.29% (2/14)	14.29% (2/14)	14.29% (2/14)	0	
b. actively pursuing in the last three (3) years (investigative research, basic and applied scientific research, policy research, social science research)					14.29% (2/14)	14.29% (2/14)	28.75% (4/14)	28.75% (4/14)	28.75% (4/14)	28.75% (4/14)	28.75% (4/14)	+14.28%	
c. producing technologies for commercialization or livelihood improvement					7.14% (1/14)	7.14% (1/14)	0	0	7.14% (1/14)	7.14% (1/14)	7.14% (1/14)	0	
d. whose research work resulted in an extension program					7.14% (1/14)	7.14% (1/14)	7.14% (1/14)	7.14% (1/14)	7.14% (1/14)	7.14% (1/14)	7.14% (1/14)	0	
Output Indicators													
1. Percentage of graduate students enrolled in CHED-identified or RDC-identified priority programs				30%		30.00%	Not Applicable on this Quarter	Not Applicable on this Quarter	33%	Not Applicable on this Quarter	33%	+3%	
2. Percentage of accredited graduate programs					75%	75.00%	100%	100%	100%	100%	100%	+25%	
RESEARCH PROGRAM	32020000000000												
OO : Higher education research improved to promote													
Outcome Indicator													
1. Number of research outputs in the last three years utilized by the industry or by other beneficiaries					1	1	1	1			2	0	
Output Indicators													
1. Number of research outputs completed					10	10	3	4	6	21	34	+24	

Department: State Universities and Colleges (SUCs)
 Agency: Camarines Norte State College
 Organization Code: 08 051 0000000

Particulars	UACS CODE	Physical Target (Budget Year)					Physical Accomplishment (Budget Year)					Variance	Remarks
		1st Quarter	2nd Quarter	3rd Quarter	4th Quarter	Total	1st Quarter	2nd Quarter	3rd Quarter	4th Quarter	Total		
1	2	3	4	5	6	7	8	9	10	11	12	13	14
within the year													
2. Percentage of research outputs presented in national, regional, and international forums within the year					40%	40.00%	10% (1/10)	70% (7/10)	290% (29/10)	310% (31/10)	310% (31/10)	+270%	
TECHNICAL ADVISORY EXTENSION PROGRAM	33010000000000												
OO : Community engagement increased													
Outcome Indicator													
1. Number of active partnerships with LGUs, industries, NGOs, NGAs, SMEs, and other stakeholders as a result of extension activities				1	2	3	10	2	5	4	21	+18	
Output Indicators													
1. Number of trainees weighted by the length of training				250	1000	1,250	141	877	799	1,439	3,256	+2,276	
2. Number of extension programs organized and supported consistent with the SUC's mandated and priority programs				1	2	3	1	1	1	1	4	1	
3. Percentage of beneficiaries who rate the training course/s and advisory services as satisfactory or higher in terms of quality and relevance					95%	95.00%	100%	100%	100%	100%	100%	+5%	

Prepared By: 
 GUAVES EMMALYN CALLEJA
 Planning Officer
 Date: 1/13/20 4:54 PM

In coordination with: 
 ROXAS LILIBETH ABANTO
 Vice President for Administration and Finance
 Date: 1/13/20 4:59 PM

Approved By: 
 ABANTO RUSTY GAGAP
 SUC President
 Date: 1/13/20 5:04 PM


PERFORMANCE INDICATOR - September 30, 2019


Department: State Universities and Colleges (SUCs)
 Agency: Camarines Norte State College
 Organization Code: 08 051 0000000


Particulars	UACS CODE	Physical Target (Budget Year)					Physical Accomplishment (Budget Year)					Variance	Remarks
		1st Quarter	2nd Quarter	3rd Quarter	4th Quarter	Total	1st Quarter	2nd Quarter	3rd Quarter	4th Quarter	Total		
1	2	3	4	5	6	7	8	9	10	11	12	13	14
HIGHER EDUCATION PROGRAM	31010000000000												
OO : Relevant and quality tertiary education ensured to													
Outcome Indicators													
1. Percentage of first-time licensure exam-takers that pass the licensure exams					60%	60.00%	0%	45.45%	65%			+5%	
2. Percentage of graduates (2 years prior) that are employed					76%	76.00%	0%	77%	77%			+1%	
Output Indicators													
1. Percentage of undergraduate student population enrolled in CHED-identified and RDC-identified priority programs				36%		36.00%	0%	0%	42%			+6%	
2. Percentage of undergraduate programs with accreditation					100%	100.00%	100%	100%	100%			0%	
ADVANCED EDUCATION PROGRAM	32010000000000												
OO : Higher education research improved to promote													
Outcome Indicators													
1. Percentage of graduate school faculty engaged in research work applied in any of the following:													
a. pursuing advanced research degree programs (Ph.D)					14.29% (2/14)	14.29% (2/14)	14.29% (2/14)	14.29% (2/14)	14.29% (2/14)			0%	
b. actively pursuing in the last three (3) years (investigative research, basic and applied scientific research, policy research, social science research)					14.29% (2/14)	14.29% (2/14)	28.75% (4/14)	28.75% (4/14)	28.75% (4/14)			+14.28%	
c. producing technologies for commercialization or livelihood improvement					7.14% (1/14)	7.14% (1/14)	0	0	7.14% (1/14)			0%	
d. whose research work resulted in an extension program					7.14% (1/14)	7.14% (1/14)	7.14% (1/14)	7.14% (1/14)	7.14% (1/14)			0%	
Output Indicators													
1. Percentage of graduate students enrolled in CHED-identified or RDC-identified priority programs				30%		30.00%	Not Applicable on this Quarter	Not Applicable on this Quarter	33%			+3%	
2. Percentage of accredited graduate programs					75%	75.00%	100%	100%	100%			+25%	
RESEARCH PROGRAM	32020000000000												
OO : Higher education research improved to promote													
Outcome Indicator													
1. Number of research outputs in the last three years utilized by the industry or by other beneficiaries					1	1	1	1	1			0	
Output Indicators													
1. Number of research outputs completed					10	10	3	4	6			+3	

Department: State Universities and Colleges (SUCs)
 Agency: Camarines Norte State College
 Organization Code 08 051 0000000

Particulars	UACS CODE	Physical Target (Budget Year)					Physical Accomplishment (Budget Year)					Variance	Remarks
		1st Quarter	2nd Quarter	3rd Quarter	4th Quarter	Total	1st Quarter	2nd Quarter	3rd Quarter	4th Quarter	Total		
1	2	3	4	5	6	7	8	9	10	11	12	13	14
within the year													
2. Percentage of research outputs presented in national, regional, and international forums within the year					40%	40.00%	10% (1/10)	70% (7/10)	290% (29/10)			+250%	
TECHNICAL ADVISORY EXTENSION PROGRAM	33010000000000												
OO : Community engagement increased													
Outcome Indicator													
1. Number of active partnerships with LGUs, industries, NGOs, NGAs, SMEs, and other stakeholders as a result of extension activities				1	2	3	10	2	5			+14	
Output Indicators													
1. Number of trainees weighted by the length of training				250	1000	1,250	141	877	799			+567	
2. Number of extension programs organized and supported consistent with the SUC's mandated and priority programs				1	2	3	1	1	1			0	
3. Percentage of beneficiaries who rate the training course/s and advisory services as satisfactory or higher in terms of quality and relevance					95%	95.00%	100%	100%	100%			+5%	

Prepared By: 
 GUAVES EMMALYN CALLEJA
 Planning Officer
 Date: 8/8/19 1:43 PM

In coordination with: 
 ROXAS LILIBETH ABANTO
 Vice President for Administration and Finance
 Date: 8/8/19 1:56 PM

Approved By: 
 ABANTO RUSTY GAGAP
 SUC President
 Date: 8/8/19 1:59 PM


PERFORMANCE INDICATOR - June 30, 2019


Department: State Universities and Colleges (SUCs)
 Agency: Camarines Norte State College
 Organization Code: 08 051 0000000


Particulars	UACS CODE	Physical Target (Budget Year)					Physical Accomplishment (Budget Year)					Variance	Remarks
		1st Quarter	2nd Quarter	3rd Quarter	4th Quarter	Total	1st Quarter	2nd Quarter	3rd Quarter	4th Quarter	Total		
1	2	3	4	5	6	7	8	9	10	11	12	13	14
HIGHER EDUCATION PROGRAM	31010000000000												
OO : Relevant and quality tertiary education ensured to													
Outcome Indicators													
1. Percentage of first-time licensure exam-takers that pass the licensure exams							0%	45.45%					
2. Percentage of graduates (2 years prior) that are employed							0%	77%					
Output Indicators													
1. Percentage of undergraduate student population enrolled in CHED-identified and RDC-identified priority programs							0%	0%					
2. Percentage of undergraduate programs with accreditation							100%	100%					
ADVANCED EDUCATION PROGRAM	32010000000000												
OO : Higher education research improved to promote													
Outcome Indicators													
1. Percentage of graduate school faculty engaged in research work applied in any of the following													
a. pursuing advanced research degree programs (Ph.D)							14.29% (2/14)	14.29% (2/14)				-7.14%	
b. actively pursuing in the last three (3) years (investigative research, basic and applied scientific research, policy research, social science research)							28.75% (4/14)	28.75% (4/14)				+14.28%	
c. producing technologies for commercialization or livelihood improvement							0	0				0%	
d. whose research work resulted in an extension program							7.14% (1/14)	7.14% (1/14)				0%	
Output Indicators													
1. Percentage of graduate students enrolled in CHED-identified or RDC-identified priority programs							Not Applicable on this Quarter	Not Applicable on this Quarter					
2. Percentage of accredited graduate programs							100%	100%					
RESEARCH PROGRAM	32020000000000												
OO : Higher education research improved to promote													
Outcome Indicator													
1. Number of research outputs in the last three years utilized by the industry or by other beneficiaries							1	1				0	
Output Indicators													
1. Number of research outputs completed							3	4				-3	

Department: State Universities and Colleges (SUCs)
 Agency: Camarines Norte State College
 Organization Code: 08 051 0000000

Particulars	UACS CODE	Physical Target (Budget Year)					Physical Accomplishment (Budget Year)					Variance	Remarks
		1st Quarter	2nd Quarter	3rd Quarter	4th Quarter	Total	1st Quarter	2nd Quarter	3rd Quarter	4th Quarter	Total		
1	2	3	4	5	6	7	8	9	10	11	12	13	14
within the year													
2. Percentage of research outputs presented in national, regional, and international forums within the year							10% (1/10)	70% (7/10)				-30%	
TECHNICAL ADVISORY EXTENSION PROGRAM	33010000000000												
OO : Community engagement increased													
Outcome Indicator													
1. Number of active partnerships with LGUs, industries, NGOs, NGAs, SMEs, and other stakeholders as a result of extension activities							10	2				+9	
Output Indicators													
1. Number of trainees weighted by the length of training							141	877				-232	
2. Number of extension programs organized and supported consistent with the SUC's mandated and priority programs							1	1				-1	
3. Percentage of beneficiaries who rate the training course/s and advisory services as satisfactory or higher in terms of quality and relevance							100%	100%				0%	

Prepared By: 
 GUAVES EMMALYN CALLEJA
 Planning Officer
 Date: 8/8/19 1:43 PM

In coordination with: 
 ROXAS LILIBETH ABANTO
 Vice President for Administration and Finance
 Date: 8/8/19 1:56 PM

Approved By: 
 ABANTO RUSTY GAGAP
 SUC President
 Date: 8/8/19 1:59 PM

QUARTERLY PHYSICAL REPORT OF OPERATION
As of 2019 March 31

Department: State Universities and Colleges (SUCs)

Appropriations: Current Year Appropriations

Agency: Camarines Norte State College

Operating Unit: N/A

Organization Code (UACS): 080510000000

Report Status: SUBMITTED

Particulars	UACS CODE	Physical Targets					Physical Accomplishments					Variance as of March 31 2019	Remarks
		1st Quarter	2nd Quarter	3rd Quarter	4th Quarter	Total	1st Quarter	2nd Quarter	3rd Quarter	4th Quarter	Total		
1	2	3	4	5	6	7= (3+4+5+6)	8	9	10	11	12= (8+9+10+11)	13	14
Part A													
I. Operations													
OO : Relevant and quality tertiary education ensured to achieve inclusive growth and access of deserving but poor students to quality tertiary education increased													
HIGHER EDUCATION PROGRAM	3101000000000000												
Outcome Indicators													
1. Percentage of first-time licensure exam-takers that pass the licensure exams					60%	60.00%	0%					-60%	Waiting for PRC Results
2. Percentage of graduates (2 years prior) that are employed					76%	76.00%	0%					-76%	On-going Tracers Study
Output Indicators													
1. Percentage of undergraduate student population enrolled in CHED-identified and RDC-identified priority programs				36%		36.00%	0%					-36%	No Enrollment Yet
2. Percentage of undergraduate programs with accreditation					100%	100.00%	100%					0%	
OO : Higher education research improved to promote economic productivity and innovation													

Particulars	UACS CODE	Physical Targets					Physical Accomplishments					Variance as of March 31 2019	Remarks
		1st Quarter	2nd Quarter	3rd Quarter	4th Quarter	Total	1st Quarter	2nd Quarter	3rd Quarter	4th Quarter	Total		
1	2	3	4	5	6	7= (3+4+5+6)	8	9	10	11	12= (8+9+10+11)	13	14
ADVANCED EDUCATION PROGRAM	3201000000000000												
Outcome Indicators													
1. Percentage of graduate school faculty engaged in research work applied in any of the following:													
a. pursuing advanced research degree programs (Ph.D)					14.29% (2/14)	14.29% (2/14)	7.14% (1/14)					-7.14%	
b. actively pursuing in the last three (3) years (investigative research, basic and applied scientific research, policy research, social science research)					14.29% (2/14)	14.29% (2/14)	28.57% (4/14)					+14.28%	
c. producing technologies for commercialization or livelihood improvement					7.14% (1/14)	7.14% (1/14)	0					-7.14%	
d. whose research work resulted in an extension program					7.14% (1/14)	7.14% (1/14)	7.14% (1/14)					0%	
Output Indicators													
1. Percentage of graduate students enrolled in CHED-identified or RDC-identified priority programs				30%		30.00%	55%					+25%	
2. Percentage of accredited graduate programs					75%	75.00%	100%					+25%	
RESEARCH PROGRAM	3202000000000000												
Outcome Indicator													
1. Number of research outputs in the last three years utilized by the industry or by other beneficiaries					1	1	0					-1	
Output Indicators													
1. Number of research outputs completed within the year					10	10	3					-7	
2. Percentage of research outputs					40%	40.00%	10%					-30%	

Particulars	UACS CODE	Physical Targets					Physical Accomplishments					Variance as of March 31 2019	Remarks
		1st Quarter	2nd Quarter	3rd Quarter	4th Quarter	Total	1st Quarter	2nd Quarter	3rd Quarter	4th Quarter	Total		
1	2	3	4	5	6	7= (3+4+5+6)	8	9	10	11	12= (8+9+10+11)	13	14
Construction of 2-Storey Academic Building Phase I (Main Campus)		86.95%	100%			100%	75%					-11.95%	On-going construction
Construction/Repair/Rehabilitation of Academic Building	310100200006000												
Construction/Repair/Rehabilitation of Academic Building		81.50%	100%			100%	82%					+0.50%	On-going construction
Purchase of Various Equipment Outlay	310100200007000												

Prepared By:

EMMALYN GUAVES

Planning Services Head/Planning Officer

Date: 11/Apr/2019

In coordination with:

LILIBETH A. ROXAS, Ph.D.

Financial Services Head/Budget Officer

Date: 11/Apr/2019

Approved By:

RUSTY ABANTO

Agency Head/Department Secretary

Date: 11/Apr/2019

This report was generated using the Unified Reporting System on 12/04/2019 08:28