

MONTHLY REPORT OF DISBURSEMENTS  
For the month of December 2024

Department : State Universities and Colleges (SUCs)  
Agency/Unit : Occidental Mindoro College  
Operating Unit : 0 - Not applicable  
Competition Code (MCC) : 00 000 000000  
Fund Cluster : 01 - Regular Agency Fund  
(e.g. SUCS Fund Cluster: 01-Regular Agency Fund, 02-Foreign Assisted Projects Fund, 03-Special Account-Locally Funded/Donated Grants Fund, etc.)

Particulars	Current Year Budget					Prior Year's Available Payable					Current Year's Available Payable					Total Available					Remarks			
	PG	MDCG	Funds	DD	TOTAL	PG	MDCG	Funds	DD	Sub-Total	PG	MDCG	Funds	DD	Sub-Total	TOTAL	PG	MDCG	Funds	DD		TOTAL		
<b>GAH DISBURSEMENTS</b>	52,000,707.00	0,000,000.00	0.00	0.00	52,000,707.00	0.00	0.00	0.00	0.00	0.00	14,307,100.00	14,307,100.00	0.00	0.00	14,307,100.00	66,307,807.00	0.00	0.00	0.00	0.00	66,307,807.00			
Release of Cash Allocation (MCA)	52,000,707.00	0,000,000.00	0.00	0.00	52,000,707.00	0.00	0.00	0.00	0.00	0.00	14,307,100.00	14,307,100.00	0.00	0.00	14,307,100.00	66,307,807.00	0.00	0.00	0.00	0.00	66,307,807.00			
MOS Checks Issued	11,000,000.00	420,000.00	0.00	0.00	11,420,000.00	0.00	0.00	0.00	0.00	0.00	0.00	0.00	0.00	0.00	0.00	11,420,000.00	0.00	0.00	0.00	0.00	0.00	11,420,000.00		
Admin to Cash Account	41,000,707.00	0,000,000.00	0.00	0.00	41,000,707.00	0.00	0.00	0.00	0.00	0.00	14,307,100.00	14,307,100.00	0.00	0.00	14,307,100.00	54,897,807.00	0.00	0.00	0.00	0.00	54,897,807.00			
Release of Transfer Allowance (NTA)	0.00	0.00	0.00	0.00	0.00	0.00	0.00	0.00	0.00	0.00	0.00	0.00	0.00	0.00	0.00	0.00	0.00	0.00	0.00	0.00	0.00	0.00		
MOS Checks Issued	0.00	0.00	0.00	0.00	0.00	0.00	0.00	0.00	0.00	0.00	0.00	0.00	0.00	0.00	0.00	0.00	0.00	0.00	0.00	0.00	0.00	0.00	0.00	
Admin to Cash Account	0.00	0.00	0.00	0.00	0.00	0.00	0.00	0.00	0.00	0.00	0.00	0.00	0.00	0.00	0.00	0.00	0.00	0.00	0.00	0.00	0.00	0.00	0.00	
Working Fund for PAs	0.00	0.00	0.00	0.00	0.00	0.00	0.00	0.00	0.00	0.00	0.00	0.00	0.00	0.00	0.00	0.00	0.00	0.00	0.00	0.00	0.00	0.00	0.00	
Cash Disbursement/Costing (CDC)	0.00	0.00	0.00	0.00	0.00	0.00	0.00	0.00	0.00	0.00	0.00	0.00	0.00	0.00	0.00	0.00	0.00	0.00	0.00	0.00	0.00	0.00	0.00	
<b>TOTAL GAH DISBURSEMENTS</b>	52,000,707.00	0,000,000.00	0.00	0.00	52,000,707.00	0.00	0.00	0.00	0.00	0.00	14,307,100.00	14,307,100.00	0.00	0.00	14,307,100.00	66,307,807.00	0.00	0.00	0.00	0.00	66,307,807.00			
<b>NON-GAH DISBURSEMENTS</b>	2,270,700.35	207,000.75	0.00	0.00	2,477,701.10	0.00	0.00	0.00	0.00	0.00	0.00	0.00	0.00	0.00	0.00	2,477,701.10	0.00	0.00	0.00	0.00	2,477,701.10			
New-Open Account Authority (NOAA)	2,270,700.35	207,000.75	0.00	0.00	2,477,701.10	0.00	0.00	0.00	0.00	0.00	0.00	0.00	0.00	0.00	0.00	2,477,701.10	0.00	0.00	0.00	0.00	2,477,701.10			
Disbursements effected through outright deductions from existing participations from private (agency accounts)	0.00	0.00	0.00	0.00	0.00	0.00	0.00	0.00	0.00	0.00	0.00	0.00	0.00	0.00	0.00	0.00	0.00	0.00	0.00	0.00	0.00	0.00	0.00	
Disbursement for loss of government property	0.00	0.00	0.00	0.00	0.00	0.00	0.00	0.00	0.00	0.00	0.00	0.00	0.00	0.00	0.00	0.00	0.00	0.00	0.00	0.00	0.00	0.00	0.00	
Unliquidated damages and similar items	0.00	0.00	0.00	0.00	0.00	0.00	0.00	0.00	0.00	0.00	0.00	0.00	0.00	0.00	0.00	0.00	0.00	0.00	0.00	0.00	0.00	0.00	0.00	
Others (e.g. TSP, ST, Cash Stamp, etc.)	0.00	0.00	0.00	0.00	0.00	0.00	0.00	0.00	0.00	0.00	0.00	0.00	0.00	0.00	0.00	0.00	0.00	0.00	0.00	0.00	0.00	0.00	0.00	
<b>TOTAL NON-GAH DISBURSEMENTS</b>	2,270,700.35	207,000.75	0.00	0.00	2,477,701.10	0.00	0.00	0.00	0.00	0.00	0.00	0.00	0.00	0.00	0.00	2,477,701.10	0.00	0.00	0.00	0.00	2,477,701.10			
<b>GRAND TOTAL</b>	54,271,407.35	2,007,000.75	0.00	0.00	56,278,408.10	0.00	0.00	0.00	0.00	0.00	14,307,100.00	14,307,100.00	0.00	0.00	14,307,100.00	68,785,508.10	0.00	0.00	0.00	0.00	68,785,508.10			

Particulars	Previous Report			This Month			As of Date		
	(0)	(1)	(2)	(0)	(1)	(2)	(0)	(1)	(2)
Total Disbursement Authority Received	424,700,004.00	32,004,042.40	407,316,200.00						
NOA	416,043,200.00	30,000,000.00	386,000,000.00						
NTA	0.00	0.00	0.00						
Working Fund	10,717,400.00	3,017,041.00	23,228,101.35						
NOA	0.00	0.00	0.00						
Less: Release of Transfer of Allowance (NTA) Issued	424,700,004.00	32,004,042.40	407,316,200.00						
Total Disbursement Authority Available	0.00	0.00	0.00						
Less:	1,201,200.35	3,004,072.35	5,000,211.00						
Unliquidated NOA	202,142,325.00	73,216,004.00	400,200,310.25						
Disbursements	0.00	0.00	0.00						
Less: Other Non-Cash Disbursements	0.00	0.00	0.00						
Disbursements effected through outright deductions from existing participations (e.g. personnel leasing)	0.00	0.00	0.00						
Disbursement for loss of government property	0.00	0.00	0.00						
Unliquidated damages and similar items	0.00	0.00	0.00						
Others (e.g. TSP, ST, Cash Stamp, etc.)	0.00	0.00	0.00						
Additional: Adjustments (e.g. unliquidated checks)	10,116,001.00	(44,041,124.21)	58,070,027.14						
Balance of Disbursement Authority as of date	424,700,004.00	32,004,042.40	407,316,200.00						
Total Disbursements Program	303,000,000.17	60,010,300.75	407,316,200.00						
Less: Actual Disbursements	40,000,000.35	(40,000,000.35)	0.00						

Clerk/Under Secretary  
 Status: - This copy of NTA is document  
 Remarks: - Amounts should tally with the grand total disbursement (system NTA)  
 Certified Correct:  
REJOSO, MA. BERNARDO  
 Date: \_\_\_\_\_

Recommending Approval:  
AZUELO, MARIACRISTINA, P.D.  
 Date: \_\_\_\_\_

Approved By:  
DE LA CRUZ, MARLOM, P.D. PECE  
 Date: \_\_\_\_\_

This report was generated using the Unified Reporting System on January 16, 2025 10:07 PM. Status: SUBMITTED

MONTHLY REPORT OF DISBURSEMENTS  
For the month of November 2024

Department : State Universities and Colleges (SUCs)  
 Agency/Entity : Camarines Norte State College  
 Operating Unit : < not applicable >  
 Organization Code (UACS) : 08 051 0000000  
 Fund Cluster : 01 - Regular Agency Fund  
 (e.g. UACS Fund Cluster: 01-Regular Agency Fund, 02-Foreign Assisted Projects Fund, 03-Special Account-Locally Funded/Domestic Grants Fund, etc.)

Particulars	Current Year Budget					Prior Year's Budget					Current Year's Accounts Payable					SUB-TOTAL	Trust Liabilities				Grand Total				Remarks		
	PS	MOOE	FinEx	CO	TOTAL	PS	MOOE	FinEx	CO	Sub-Total	PS	MOOE	FinEx	CO	TOTAL		PS	MOOE	CO	TOTAL	PS	MOOE	FinEx	CO		TOTAL	
	2	3	4	5	6=(2+3+4+5)	7	8	9	10	11=(7+8+9+10)	12	13	14	15	16=15-1		17=(11+16)	18=(5+17)	19	20	21	22=(19+20)	23	24		25	26
CASH DISBURSEMENTS	35,352,757.15	6,274,759.69	0.00	0.00	41,627,516.84	0.00	0.00	0.00	3,280,317.10	3,280,317.10	0.00	0.00	0.00	0.00	0.00	3,280,317.10	44,907,833.94	0.00	0.00	0.00	0.00	35,352,757.15	6,274,759.69	0.00	3,280,317.10	44,907,833.94	
Notice of Cash Allocation (NCA)	35,352,757.15	6,274,759.69	0.00	0.00	41,627,516.84	0.00	0.00	0.00	3,280,317.10	3,280,317.10	0.00	0.00	0.00	0.00	0.00	3,280,317.10	44,907,833.94	0.00	0.00	0.00	0.00	35,352,757.15	6,274,759.69	0.00	3,280,317.10	44,907,833.94	
MDS Checks Issued	4,575,377.69	854,735.09	0.00	0.00	5,430,112.78	0.00	0.00	0.00	0.00	0.00	0.00	0.00	0.00	0.00	0.00	0.00	5,430,112.78	0.00	0.00	0.00	0.00	4,575,377.69	854,735.09	0.00	0.00	5,430,112.78	
Advice to Debit Account	30,777,379.46	5,420,024.60	0.00	0.00	36,197,404.06	0.00	0.00	0.00	3,280,317.10	3,280,317.10	0.00	0.00	0.00	0.00	0.00	3,280,317.10	39,477,721.16	0.00	0.00	0.00	0.00	30,777,379.46	5,420,024.60	0.00	3,280,317.10	39,477,721.16	
Notice of Transfer Allocations (NTA)	0.00	0.00	0.00	0.00	0.00	0.00	0.00	0.00	0.00	0.00	0.00	0.00	0.00	0.00	0.00	0.00	0.00	0.00	0.00	0.00	0.00	0.00	0.00	0.00	0.00	0.00	0.00
MDS Checks Issued	0.00	0.00	0.00	0.00	0.00	0.00	0.00	0.00	0.00	0.00	0.00	0.00	0.00	0.00	0.00	0.00	0.00	0.00	0.00	0.00	0.00	0.00	0.00	0.00	0.00	0.00	0.00
Advice to Debit Account	0.00	0.00	0.00	0.00	0.00	0.00	0.00	0.00	0.00	0.00	0.00	0.00	0.00	0.00	0.00	0.00	0.00	0.00	0.00	0.00	0.00	0.00	0.00	0.00	0.00	0.00	0.00
Working Fund for FAPs	0.00	0.00	0.00	0.00	0.00	0.00	0.00	0.00	0.00	0.00	0.00	0.00	0.00	0.00	0.00	0.00	0.00	0.00	0.00	0.00	0.00	0.00	0.00	0.00	0.00	0.00	0.00
Cash Disbursement Ceiling (CDC)	0.00	0.00	0.00	0.00	0.00	0.00	0.00	0.00	0.00	0.00	0.00	0.00	0.00	0.00	0.00	0.00	0.00	0.00	0.00	0.00	0.00	0.00	0.00	0.00	0.00	0.00	0.00
<b>TOTAL CASH DISBURSEMENTS</b>	<b>35,352,757.15</b>	<b>6,274,759.69</b>	<b>0.00</b>	<b>0.00</b>	<b>41,627,516.84</b>	<b>0.00</b>	<b>0.00</b>	<b>0.00</b>	<b>3,280,317.10</b>	<b>3,280,317.10</b>	<b>0.00</b>	<b>0.00</b>	<b>0.00</b>	<b>0.00</b>	<b>0.00</b>	<b>3,280,317.10</b>	<b>44,907,833.94</b>	<b>0.00</b>	<b>0.00</b>	<b>0.00</b>	<b>0.00</b>	<b>35,352,757.15</b>	<b>6,274,759.69</b>	<b>0.00</b>	<b>3,280,317.10</b>	<b>44,907,833.94</b>	
NON-CASH DISBURSEMENTS	1,526,548.92	3,090,227.14	0.00	0.00	4,616,776.06	0.00	0.00	0.00	0.00	0.00	0.00	0.00	0.00	0.00	0.00	0.00	4,616,776.06	0.00	0.00	0.00	0.00	1,526,548.92	3,090,227.14	0.00	0.00	4,616,776.06	
Tax Remittance Advices Issued (TRA)	1,526,548.92	3,090,227.14	0.00	0.00	4,616,776.06	0.00	0.00	0.00	0.00	0.00	0.00	0.00	0.00	0.00	0.00	0.00	4,616,776.06	0.00	0.00	0.00	0.00	1,526,548.92	3,090,227.14	0.00	0.00	4,616,776.06	
Non-Cash Availment Authority (NCAA)	0.00	0.00	0.00	0.00	0.00	0.00	0.00	0.00	0.00	0.00	0.00	0.00	0.00	0.00	0.00	0.00	0.00	0.00	0.00	0.00	0.00	0.00	0.00	0.00	0.00	0.00	0.00
Disbursements effected through outright deductions from claims (please specify...)	0.00	0.00	0.00	0.00	0.00	0.00	0.00	0.00	0.00	0.00	0.00	0.00	0.00	0.00	0.00	0.00	0.00	0.00	0.00	0.00	0.00	0.00	0.00	0.00	0.00	0.00	0.00
Overpayment of expenses (e.g. personnel benefits)	0.00	0.00	0.00	0.00	0.00	0.00	0.00	0.00	0.00	0.00	0.00	0.00	0.00	0.00	0.00	0.00	0.00	0.00	0.00	0.00	0.00	0.00	0.00	0.00	0.00	0.00	0.00
Restitution for loss of government property	0.00	0.00	0.00	0.00	0.00	0.00	0.00	0.00	0.00	0.00	0.00	0.00	0.00	0.00	0.00	0.00	0.00	0.00	0.00	0.00	0.00	0.00	0.00	0.00	0.00	0.00	0.00
Liquidated damages and similar claims	0.00	0.00	0.00	0.00	0.00	0.00	0.00	0.00	0.00	0.00	0.00	0.00	0.00	0.00	0.00	0.00	0.00	0.00	0.00	0.00	0.00	0.00	0.00	0.00	0.00	0.00	0.00
Others (TEF, BTr, Documentary Stamp Tax, etc.)	0.00	0.00	0.00	0.00	0.00	0.00	0.00	0.00	0.00	0.00	0.00	0.00	0.00	0.00	0.00	0.00	0.00	0.00	0.00	0.00	0.00	0.00	0.00	0.00	0.00	0.00	0.00
<b>TOTAL NON-CASH DISBURSEMENTS</b>	<b>1,526,548.92</b>	<b>3,090,227.14</b>	<b>0.00</b>	<b>0.00</b>	<b>4,616,776.06</b>	<b>0.00</b>	<b>0.00</b>	<b>0.00</b>	<b>0.00</b>	<b>0.00</b>	<b>0.00</b>	<b>0.00</b>	<b>0.00</b>	<b>0.00</b>	<b>0.00</b>	<b>0.00</b>	<b>4,616,776.06</b>	<b>0.00</b>	<b>0.00</b>	<b>0.00</b>	<b>0.00</b>	<b>1,526,548.92</b>	<b>3,090,227.14</b>	<b>0.00</b>	<b>0.00</b>	<b>4,616,776.06</b>	
<b>GRAND TOTAL</b>	<b>36,879,306.07</b>	<b>9,364,986.83</b>	<b>0.00</b>	<b>0.00</b>	<b>46,244,292.90</b>	<b>0.00</b>	<b>0.00</b>	<b>0.00</b>	<b>3,280,317.10</b>	<b>3,280,317.10</b>	<b>0.00</b>	<b>0.00</b>	<b>0.00</b>	<b>0.00</b>	<b>0.00</b>	<b>3,280,317.10</b>	<b>49,524,610.00</b>	<b>0.00</b>	<b>0.00</b>	<b>0.00</b>	<b>0.00</b>	<b>36,879,306.07</b>	<b>9,364,986.83</b>	<b>0.00</b>	<b>3,280,317.10</b>	<b>49,524,610.00</b>	

SUMMARY

Particulars	Previous Report	This Month	As of Date
(1)	(2)	(3)	(4)
Total Disbursement Authorities Received	365,467,457.46	69,293,367.06	434,760,824.52
NCA	350,386,774.01	64,676,591.00	415,043,365.01
NTA	0.00	0.00	0.00
Working Fund	0.00	0.00	0.00
TRA	15,100,683.45	4,616,776.06	19,717,459.51
CDC	0.00	0.00	0.00
NCAA	0.00	0.00	0.00
Less: Notice of Transfer of Allocations (NTA)* issued	0.00	0.00	0.00
Total Disbursement Authorities Available	365,467,457.46	69,293,367.06	434,760,824.52
Less:	0.00	0.00	0.00
Lapsed NCA	1,201,539.22	0.00	1,201,539.22
Disbursements	291,339,763.26	44,907,833.93	336,247,627.19
Less: Other Non-Cash Disbursements	0.00	0.00	0.00
Disbursements effected through outright deductions from claims	0.00	0.00	0.00
Overpayment of expenses (e.g. personnel benefits)	0.00	0.00	0.00
Restitution for loss of government property	0.00	0.00	0.00
Liquidated damages and similar claims	0.00	0.00	0.00
Others (e.g. TEF, BTr, Docs Stamp, etc.)	0.00	0.00	0.00
Adjustments (e.g. cancelled/voided checks)	0.00	0.00	0.00
Balance of Disbursement Authorities as of date	72,926,124.98	24,385,533.13	97,311,658.11
Total Disbursements Program	365,467,457.45	69,293,367.06	434,760,824.51
Less: *Actual Disbursements	337,172,388.18	49,524,609.99	386,696,998.17
(Over)/Under spending	28,295,069.27	19,768,757.07	48,063,826.34

Notes: \* The use of NTA is discouraged  
 Notes: \*\* Amounts should tally with the grand total disbursement (column 27).

Certified Correct:  
 REJOSO, MA. FOSSIEL V.  
 Date: \_\_\_\_\_

Recommending Approval:  
 AZUELO, MARIA CRISTINA C. Ph.D.  
 Date: \_\_\_\_\_

Approved By:  
 DE LA CRUZ, MARLO M., Ph.D., PECE  
 Date: \_\_\_\_\_



MONTHLY REPORT OF DISBURSEMENTS  
For the month of October 2024

Department : State Universities and Colleges (SUCs)  
 Agency/Entity : Camarines Norte State College  
 Operating Unit : < not applicable >  
 Organization Code (UACS) : 08 051 000000  
 Fund Cluster : 01 - Regular Agency Fund  
 (e.g. UACS Fund Cluster: 01-Regular Agency Fund, 02-Foreign Assisted Projects Fund, 03-Special Account-Locally Funded/Domestic Grants Fund, etc.)

Particulars	Current Year Budget					Prior Year's Budget					Current Year's Accounts Payable					Prior Year's Accounts Payable					Trust Liabilities					Grand Total					Remarks
	PS	MOOE	FinEx	CO	TOTAL	PS	MOOE	FinEx	CO	Sub-Total	PS	MOOE	FinEx	CO	Sub-Total	TOTAL	SUB-TOTAL	PS	MOOE	CO	TOTAL	PS	MOOE	FinEx	CO	TOTAL					
	2	3	4	5	6=(2+3+4+5)	7	8	9	10	11=(7+8+9+10)	12	13	14	15	16=	17=(11+16)	18=(6+17)	19	20	21	22=(19+2)	23	24	25	26	27=(23+24+25+26)	28				
CASH DISBURSEMENTS	16,878,118.66	8,055,703.27	0.00	0.00	24,933,821.93	0.00	0.00	6,679,209.82	0.00	6,679,209.82	0.00	0.00	0.00	0.00	0.00	6,679,209.82	31,613,031.75	0.00	0.00	0.00	0.00	16,878,118.66	8,055,703.27	6,679,209.82	0.00	31,613,031.75					
Notice of Cash Allocation (NCA)	16,878,118.66	8,055,703.27	0.00	0.00	24,933,821.93	0.00	0.00	6,679,209.82	0.00	6,679,209.82	0.00	0.00	0.00	0.00	0.00	6,679,209.82	31,613,031.75	0.00	0.00	0.00	0.00	16,878,118.66	8,055,703.27	6,679,209.82	0.00	31,613,031.75					
MDS Checks Issued	4,346,247.47	952,295.00	0.00	0.00	5,298,542.47	0.00	0.00	0.00	0.00	0.00	0.00	0.00	0.00	0.00	0.00	0.00	5,298,542.47	0.00	0.00	0.00	0.00	4,346,247.47	952,295.00	0.00	0.00	5,298,542.47					
Advice to Debit Account	12,531,871.19	7,103,408.27	0.00	0.00	19,635,279.46	0.00	0.00	6,679,209.82	0.00	6,679,209.82	0.00	0.00	0.00	0.00	0.00	6,679,209.82	26,314,469.28	0.00	0.00	0.00	0.00	12,531,871.19	7,103,408.27	6,679,209.82	0.00	26,314,469.28					
Notice of Transfer Allocations (NTA)	0.00	0.00	0.00	0.00	0.00	0.00	0.00	0.00	0.00	0.00	0.00	0.00	0.00	0.00	0.00	0.00	0.00	0.00	0.00	0.00	0.00	0.00	0.00	0.00	0.00	0.00	0.00				
MDS Checks Issued	0.00	0.00	0.00	0.00	0.00	0.00	0.00	0.00	0.00	0.00	0.00	0.00	0.00	0.00	0.00	0.00	0.00	0.00	0.00	0.00	0.00	0.00	0.00	0.00	0.00	0.00	0.00				
Advice to Debit Account	0.00	0.00	0.00	0.00	0.00	0.00	0.00	0.00	0.00	0.00	0.00	0.00	0.00	0.00	0.00	0.00	0.00	0.00	0.00	0.00	0.00	0.00	0.00	0.00	0.00	0.00	0.00				
Working Fund for FAPs	0.00	0.00	0.00	0.00	0.00	0.00	0.00	0.00	0.00	0.00	0.00	0.00	0.00	0.00	0.00	0.00	0.00	0.00	0.00	0.00	0.00	0.00	0.00	0.00	0.00	0.00	0.00				
Cash Disbursement Ceiling (CDC)	0.00	0.00	0.00	0.00	0.00	0.00	0.00	0.00	0.00	0.00	0.00	0.00	0.00	0.00	0.00	0.00	0.00	0.00	0.00	0.00	0.00	0.00	0.00	0.00	0.00	0.00	0.00				
<b>TOTAL CASH DISBURSEMENTS</b>	<b>16,878,118.66</b>	<b>8,055,703.27</b>	<b>0.00</b>	<b>0.00</b>	<b>24,933,821.93</b>	<b>0.00</b>	<b>0.00</b>	<b>6,679,209.82</b>	<b>0.00</b>	<b>6,679,209.82</b>	<b>0.00</b>	<b>0.00</b>	<b>0.00</b>	<b>0.00</b>	<b>0.00</b>	<b>6,679,209.82</b>	<b>31,613,031.75</b>	<b>0.00</b>	<b>0.00</b>	<b>0.00</b>	<b>0.00</b>	<b>16,878,118.66</b>	<b>8,055,703.27</b>	<b>6,679,209.82</b>	<b>0.00</b>	<b>31,613,031.75</b>					
NON-CASH DISBURSEMENTS	1,655,424.55	297,639.68	0.00	0.00	1,953,064.23	0.00	0.00	31,229.39	0.00	31,229.39	0.00	0.00	0.00	0.00	0.00	31,229.39	1,984,293.62	0.00	0.00	0.00	0.00	1,655,424.55	297,639.68	31,229.39	0.00	1,984,293.62					
Tax Remittance Advices Issued (TRA)	1,655,424.55	297,639.68	0.00	0.00	1,953,064.23	0.00	0.00	31,229.39	0.00	31,229.39	0.00	0.00	0.00	0.00	0.00	31,229.39	1,984,293.62	0.00	0.00	0.00	0.00	1,655,424.55	297,639.68	31,229.39	0.00	1,984,293.62					
Non-Cash Availment Authority (NCAA)	0.00	0.00	0.00	0.00	0.00	0.00	0.00	0.00	0.00	0.00	0.00	0.00	0.00	0.00	0.00	0.00	0.00	0.00	0.00	0.00	0.00	0.00	0.00	0.00	0.00	0.00	0.00				
Disbursements effected through outright deductions from claims (please specify...)	0.00	0.00	0.00	0.00	0.00	0.00	0.00	0.00	0.00	0.00	0.00	0.00	0.00	0.00	0.00	0.00	0.00	0.00	0.00	0.00	0.00	0.00	0.00	0.00	0.00	0.00	0.00				
Overpayment of expenses(e.g. personnel benefits)	0.00	0.00	0.00	0.00	0.00	0.00	0.00	0.00	0.00	0.00	0.00	0.00	0.00	0.00	0.00	0.00	0.00	0.00	0.00	0.00	0.00	0.00	0.00	0.00	0.00	0.00	0.00				
Restitution for loss of government property	0.00	0.00	0.00	0.00	0.00	0.00	0.00	0.00	0.00	0.00	0.00	0.00	0.00	0.00	0.00	0.00	0.00	0.00	0.00	0.00	0.00	0.00	0.00	0.00	0.00	0.00	0.00				
Liquidated damages and similar claims	0.00	0.00	0.00	0.00	0.00	0.00	0.00	0.00	0.00	0.00	0.00	0.00	0.00	0.00	0.00	0.00	0.00	0.00	0.00	0.00	0.00	0.00	0.00	0.00	0.00	0.00	0.00				
Others(TEF, BTr-Documentary Stamp Tax, etc.)	0.00	0.00	0.00	0.00	0.00	0.00	0.00	0.00	0.00	0.00	0.00	0.00	0.00	0.00	0.00	0.00	0.00	0.00	0.00	0.00	0.00	0.00	0.00	0.00	0.00	0.00	0.00				
<b>TOTAL NON-CASH DISBURSEMENTS</b>	<b>1,655,424.55</b>	<b>297,639.68</b>	<b>0.00</b>	<b>0.00</b>	<b>1,953,064.23</b>	<b>0.00</b>	<b>0.00</b>	<b>31,229.39</b>	<b>0.00</b>	<b>31,229.39</b>	<b>0.00</b>	<b>0.00</b>	<b>0.00</b>	<b>0.00</b>	<b>0.00</b>	<b>31,229.39</b>	<b>1,984,293.62</b>	<b>0.00</b>	<b>0.00</b>	<b>0.00</b>	<b>0.00</b>	<b>1,655,424.55</b>	<b>297,639.68</b>	<b>31,229.39</b>	<b>0.00</b>	<b>1,984,293.62</b>					
<b>GRAND TOTAL</b>	<b>18,533,543.21</b>	<b>8,353,342.95</b>	<b>0.00</b>	<b>0.00</b>	<b>26,886,886.16</b>	<b>0.00</b>	<b>0.00</b>	<b>6,710,439.21</b>	<b>0.00</b>	<b>6,710,439.21</b>	<b>0.00</b>	<b>0.00</b>	<b>0.00</b>	<b>0.00</b>	<b>0.00</b>	<b>6,710,439.21</b>	<b>33,597,325.37</b>	<b>0.00</b>	<b>0.00</b>	<b>0.00</b>	<b>0.00</b>	<b>18,533,543.21</b>	<b>8,353,342.95</b>	<b>6,710,439.21</b>	<b>0.00</b>	<b>33,597,325.37</b>					

SUMMARY

Particulars	Previous Report	This Month	As at Date
(1)	(2)	(3)	(4)
Total Disbursement Authorities Received	303,575,062.83	61,892,394.63	365,467,457.46
NCA	290,458,673.00	59,908,101.01	350,366,774.01
NTA	0.00	0.00	0.00
Working Fund	0.00	0.00	0.00
TRA	13,116,389.83	1,984,293.62	15,100,683.45
CDC	0.00	0.00	0.00
NCAA	0.00	0.00	0.00
Less: Notice of Transfer of Allocations (NTA)* Issued	0.00	0.00	0.00
Total Disbursement Authorities Available	303,575,062.83	61,892,394.63	365,467,457.46
Less:	0.00	0.00	0.00
Lapsed NCA	1,201,539.22	0.00	1,201,539.22
Disbursements	259,726,761.53	31,613,031.73	291,339,793.26
Less: Other Non-Cash Disbursements	0.00	0.00	0.00
Disbursements effected through outright deductions from claims	0.00	0.00	0.00
Overpayment of expenses(e.g. personnel benefits)	0.00	0.00	0.00
Restitution for loss of government property	0.00	0.00	0.00
Liquidated damages and similar claims	0.00	0.00	0.00
Others (e.g. TEF, BTr, Docs Stamp, etc.)	0.00	0.00	0.00
Add/Less: Adjustments (e.g. cancelled/staled checks)	0.00	0.00	0.00
Balance of Disbursement Authorities as at date	42,646,762.08	30,279,362.90	72,926,124.98
Total Disbursements Program	303,575,062.83	61,892,394.62	365,467,457.45
Less: *Actual Disbursements	303,575,062.83	33,597,325.35	337,172,388.18
(Over)/Under spending	0.00	28,295,069.27	28,295,069.27

Notes: \* The use of NTA is discouraged  
 Notes: \*\* Amounts should tally with the grand total disbursement (column 27).

Certified Correct:  
 REJOSO, MA. ROSSIEL V.  
 Date:

Recommending Approval:  
 AZUELO, MARIA CRISTINA C. Ph.D.  
 Date:

Approved By:  
 DE LA CRUZ, MARLO M., Ph.D., PECE  
 Date:

**MONTHLY REPORT OF DISBURSEMENTS**  
For the month of September 2024

Department : State Universities and Colleges (SUCs)  
 Agency/Entity : Camarines Norte State College  
 Operating Unit : < not applicable >  
 Organization Code (UACS) : 08 051 000000  
 Fund Cluster : 01 - Regular Agency Fund  
 (e.g. UACS Fund Cluster: 01-Regular Agency Fund, 02-Foreign Assisted Projects Fund, 03-Special Account-Locally Funded/Domestic Grants Fund, etc.)

Particulars	Current Year Budget					Prior Year's Budget											Trust Liabilities					Grand Total	Remarks				
	PS	MOOE	FinEx	CO	TOTAL	Prior Year's Accounts Payable					Current Year's Accounts Payable						PS	MOOE	CO	TOTAL							
						PS	MOOE	FinEx	CO	Sub-Total	PS	MOOE	FinEx	CO	Sub-Total	PS					MOOE			CO	TOTAL		
1	2	3	4	5	6=(2+3+4+5)	7	8	9	10	11=(7+8+9+10)	12	13	14	15	16=	17=(11+16)	18=(6+17)	19	20	21	22=(19+20+21)	23	24	25	26	27=(23+24+25+26)	28
CASH DISBURSEMENTS	22,885,357.92	5,070,589.79	0.00	0.00	27,955,947.71	0.00	0.00	0.00	1,574,424.54	1,574,424.54	0.00	0.00	0.00	0.00	0.00	1,574,424.54	29,530,372.25	0.00	0.00	0.00	22,885,357.92	5,070,589.79	0.00	1,574,424.54	29,530,372.25		
Notice of Cash Allocation (NCA)	22,885,357.92	5,070,589.79	0.00	0.00	27,955,947.71	0.00	0.00	0.00	1,574,424.54	1,574,424.54	0.00	0.00	0.00	0.00	0.00	1,574,424.54	29,530,372.25	0.00	0.00	0.00	22,885,357.92	5,070,589.79	0.00	1,574,424.54	29,530,372.25		
MDS Checks Issued	4,211,203.53	1,243,499.22	0.00	0.00	5,454,702.75	0.00	0.00	0.00	0.00	0.00	0.00	0.00	0.00	0.00	0.00	0.00	5,454,702.75	0.00	0.00	0.00	4,211,203.53	1,243,499.22	0.00	0.00	5,454,702.75		
Advice to Debit Account	18,674,154.39	3,827,090.57	0.00	0.00	22,501,244.96	0.00	0.00	0.00	1,574,424.54	1,574,424.54	0.00	0.00	0.00	0.00	0.00	1,574,424.54	24,075,669.50	0.00	0.00	0.00	18,674,154.39	3,827,090.57	0.00	1,574,424.54	24,075,669.50		
Notice of Transfer Allocations (NTA)	0.00	0.00	0.00	0.00	0.00	0.00	0.00	0.00	0.00	0.00	0.00	0.00	0.00	0.00	0.00	0.00	0.00	0.00	0.00	0.00	0.00	0.00	0.00	0.00	0.00		
MDS Checks Issued	0.00	0.00	0.00	0.00	0.00	0.00	0.00	0.00	0.00	0.00	0.00	0.00	0.00	0.00	0.00	0.00	0.00	0.00	0.00	0.00	0.00	0.00	0.00	0.00	0.00	0.00	
Advice to Debit Account	0.00	0.00	0.00	0.00	0.00	0.00	0.00	0.00	0.00	0.00	0.00	0.00	0.00	0.00	0.00	0.00	0.00	0.00	0.00	0.00	0.00	0.00	0.00	0.00	0.00	0.00	
Working Fund for FAPs	0.00	0.00	0.00	0.00	0.00	0.00	0.00	0.00	0.00	0.00	0.00	0.00	0.00	0.00	0.00	0.00	0.00	0.00	0.00	0.00	0.00	0.00	0.00	0.00	0.00	0.00	
Cash Disbursement Ceiling (CDC)	0.00	0.00	0.00	0.00	0.00	0.00	0.00	0.00	0.00	0.00	0.00	0.00	0.00	0.00	0.00	0.00	0.00	0.00	0.00	0.00	0.00	0.00	0.00	0.00	0.00	0.00	
<b>TOTAL CASH DISBURSEMENTS</b>	<b>22,885,357.92</b>	<b>5,070,589.79</b>	<b>0.00</b>	<b>0.00</b>	<b>27,955,947.71</b>	<b>0.00</b>	<b>0.00</b>	<b>0.00</b>	<b>1,574,424.54</b>	<b>1,574,424.54</b>	<b>0.00</b>	<b>0.00</b>	<b>0.00</b>	<b>0.00</b>	<b>0.00</b>	<b>1,574,424.54</b>	<b>29,530,372.25</b>	<b>0.00</b>	<b>0.00</b>	<b>0.00</b>	<b>22,885,357.92</b>	<b>5,070,589.79</b>	<b>0.00</b>	<b>1,574,424.54</b>	<b>29,530,372.25</b>		
NON-CASH DISBURSEMENTS	1,655,424.55	223,907.43	0.00	0.00	1,879,331.98	0.00	0.00	0.00	104,961.64	104,961.64	0.00	0.00	0.00	0.00	0.00	104,961.64	1,984,293.62	0.00	0.00	0.00	1,655,424.55	223,907.43	0.00	104,961.64	1,984,293.62		
Tax Remittance Advices Issued (TRA)	1,655,424.55	223,907.43	0.00	0.00	1,879,331.98	0.00	0.00	0.00	104,961.64	104,961.64	0.00	0.00	0.00	0.00	0.00	104,961.64	1,984,293.62	0.00	0.00	0.00	1,655,424.55	223,907.43	0.00	104,961.64	1,984,293.62		
Non-Cash Availment Authority (NCAA)	0.00	0.00	0.00	0.00	0.00	0.00	0.00	0.00	0.00	0.00	0.00	0.00	0.00	0.00	0.00	0.00	0.00	0.00	0.00	0.00	0.00	0.00	0.00	0.00	0.00	0.00	
Disbursements effected through outright deductions from claims (disease specific...)	0.00	0.00	0.00	0.00	0.00	0.00	0.00	0.00	0.00	0.00	0.00	0.00	0.00	0.00	0.00	0.00	0.00	0.00	0.00	0.00	0.00	0.00	0.00	0.00	0.00	0.00	
Overpayment of expenses (e.g. personnel benefits)	0.00	0.00	0.00	0.00	0.00	0.00	0.00	0.00	0.00	0.00	0.00	0.00	0.00	0.00	0.00	0.00	0.00	0.00	0.00	0.00	0.00	0.00	0.00	0.00	0.00	0.00	
Restitution for loss of government property	0.00	0.00	0.00	0.00	0.00	0.00	0.00	0.00	0.00	0.00	0.00	0.00	0.00	0.00	0.00	0.00	0.00	0.00	0.00	0.00	0.00	0.00	0.00	0.00	0.00	0.00	
Liquidated damages and similar claims	0.00	0.00	0.00	0.00	0.00	0.00	0.00	0.00	0.00	0.00	0.00	0.00	0.00	0.00	0.00	0.00	0.00	0.00	0.00	0.00	0.00	0.00	0.00	0.00	0.00	0.00	
Others (TEF, BTR, Documentary Stamp, Tax, etc.)	0.00	0.00	0.00	0.00	0.00	0.00	0.00	0.00	0.00	0.00	0.00	0.00	0.00	0.00	0.00	0.00	0.00	0.00	0.00	0.00	0.00	0.00	0.00	0.00	0.00	0.00	
<b>TOTAL NON-CASH DISBURSEMENTS</b>	<b>1,655,424.55</b>	<b>223,907.43</b>	<b>0.00</b>	<b>0.00</b>	<b>1,879,331.98</b>	<b>0.00</b>	<b>0.00</b>	<b>0.00</b>	<b>104,961.64</b>	<b>104,961.64</b>	<b>0.00</b>	<b>0.00</b>	<b>0.00</b>	<b>0.00</b>	<b>0.00</b>	<b>104,961.64</b>	<b>1,984,293.62</b>	<b>0.00</b>	<b>0.00</b>	<b>0.00</b>	<b>1,655,424.55</b>	<b>223,907.43</b>	<b>0.00</b>	<b>104,961.64</b>	<b>1,984,293.62</b>		
<b>GRAND TOTAL</b>	<b>24,540,782.47</b>	<b>5,294,497.22</b>	<b>0.00</b>	<b>0.00</b>	<b>29,835,279.69</b>	<b>0.00</b>	<b>0.00</b>	<b>0.00</b>	<b>1,679,386.18</b>	<b>1,679,386.18</b>	<b>0.00</b>	<b>0.00</b>	<b>0.00</b>	<b>0.00</b>	<b>0.00</b>	<b>1,679,386.18</b>	<b>31,514,665.87</b>	<b>0.00</b>	<b>0.00</b>	<b>0.00</b>	<b>24,540,782.47</b>	<b>5,294,497.22</b>	<b>0.00</b>	<b>1,679,386.18</b>	<b>31,514,665.87</b>		


**SUMMARY**


Particulars	Previous Report	This Month	As at Date
(1)	(2)	(3)	(4)
Total Disbursement Authorities Received	273,632,769.21	29,942,293.62	303,575,062.83
NCA	262,500,673.00	27,658,000.00	290,458,673.00
NTA	0.00	0.00	0.00
Working Fund	0.00	0.00	0.00
TRA	11,132,096.21	1,984,293.62	13,116,389.83
CDC	0.00	0.00	0.00
NCAA	0.00	0.00	0.00
Less: Notice of Transfer of Allocations (NTA)* Issued	0.00	0.00	0.00
Total Disbursement Authorities Available	273,632,769.21	29,942,293.62	303,575,062.83
Less:	0.00	0.00	0.00
Lapsed NCA	1,200,527.02	1,012.20	1,201,539.22
Disbursements	259,726,761.53	0.00	259,726,761.53
Less: Other Non-Cash Disbursements	0.00	0.00	0.00
Disbursements effected through outright deductions from claims	0.00	0.00	0.00
Overpayment of expenses (e.g. personnel benefits)	0.00	0.00	0.00
Restitution for loss of government property	0.00	0.00	0.00
Liquidated damages and similar claims	0.00	0.00	0.00
Others (e.g. TEF, BTR, Docs Stamp, etc.)	0.00	0.00	0.00
Add/Less: Adjustments (e.g. cancelled/staled checks)	0.00	0.00	0.00
Balance of Disbursement Authorities as at date	12,705,480.66	29,941,281.42	42,646,762.08
Total Disbursements Program	273,632,769.21	29,942,293.62	303,575,062.83
Less: *Actual Disbursements	272,059,384.76	31,515,678.07	303,575,062.83
(Over)/Under spending	1,573,384.45	(1,573,384.45)	0.00

Notes: \* The use of NTA is discouraged  
 Notes: \*\* Amounts should tally with the grand total disbursement (column 27).

Certified Correct:  
  
 REJOSO M. ROSSIELL V.  
 Date:

Recommending Authority:  
  
 AZUELO, MARIA CRISTINA C. Ph.D.  
 Date:

Approved By:  
  
 DE LA CRUZ, MARIO M., Ph.D., PECE  
 Date:





MONTHLY REPORT OF DISBURSEMENTS
For the month of August 2024

Department : Stata Universities and Colleges (SUCs)
Agency/Entity : Camarines Norte State College
Operating Unit : < not applicable >
Organization Code (UACS) : 08 051 000000
Fund Cluster : 01 - Regular Agency Fund
(e.g. UACS Fund Cluster: 01-Regular Agency Fund, 02-Foreign Assisted Projects Fund, 03-Special Account-Locally Funded/Domestic Grants Fund, etc.)

Main financial table with columns: Particulars, Current Year Budget (PS, MOOE, FinEx, CO, TOTAL), Prior Year's Budget, Prior Year's Accounts Payable, Current Year's Accounts Payable, SUB-TOTAL, Trust Liabilities, Grand Total, Remarks.

SUMMARY

Summary table with columns: Particulars, Previous Report (1), This Month (2), As at Date (4). Rows include Total Disbursement Authorities Received, NCA, NTA, Working Fund, TRA, CDC, NCA, Less: Notice of Transfer of Allocations (NTA) issued, Total Disbursement Authorities Available, Less: Lapsed NCA, Disbursements, Less: Other Non-Cash Disbursements, Disbursements effected through outright deductions from claims, Overpayment of expenses, Restitution for loss of government property, Liquidated damages and similar claims, Others (e.g. TEF, BTR, Documentary Stamp Tax, etc.), Add/Less: Adjustments (e.g. cancelled/staled checks), Balance of Disbursement Authorities as at date, Total Disbursements Program, Less: Actual Disbursements, (Over)/Under spending.

Notes: \* The use of NTA is discouraged
Notes: \*\* Amounts should tally with the grand total disbursement (column 27).

Certified Correct:
REJOSO, MA. ROSSIEL V.
Date

Recommending Approval:
AZUELO, MARIA CRISTINA C. Ph.D.
Date

Approved By:
DE LA CRUZ, MARLO M., Ph.D., PECE
Date:

MONTHLY REPORT OF DISBURSEMENTS  
For the month of July 2024

Department : State Universities and Colleges (SUCs)  
 Agency/Entity : Camarines Norte State College  
 Operating Unit : < not applicable >  
 Organization Code (UACS) : 08 051 000000  
 Fund Cluster : 01 - Regular Agency Fund  
 (e.g. UACS Fund Cluster: 01-Regular Agency Fund, 02-Foreign Assisted Projects Fund, 03-Special Account-Locally Funded/Domestic Grants Fund, etc.)

Particulars	Current Year Budget					Prior Year's Budget					Current Year's Accounts Payable					SUE-TOTAL	Trust Liabilities				Grand Total					Remarks				
	PS	MOOE	FinEx	CO	TOTAL	PS	MOOE	FinEx	CO	Sub-Total	PS	MOOE	FinEx	CO	Sub-Total		TOTAL	PS	MOOE	CO	TOTAL	PS	MOOE	FinEx	CO		TOTAL			
	2	3	4	5	6=(2+3+4+5)	7	8	9	10	11=(7+8+9+10)	12	13	14	15	16=		17=(11+16)	18=(6+17)	19	20	21	22=(19+20+21)	23	24	25		26	27=(23+24+25+26)	28	
CASH DISBURSEMENTS	10,738,046.22	5,230,078.50	0.00	0.00	15,968,124.72	0.00	0.00	0.00	0.00	0.00	0.00	0.00	0.00	0.00	0.00	0.00	15,968,124.72	0.00	0.00	0.00	0.00	10,738,046.22	5,230,078.50	0.00	0.00	15,968,124.72				
Notice of Cash Allocation (NCA)	10,738,046.22	5,230,078.50	0.00	0.00	15,968,124.72	0.00	0.00	0.00	0.00	0.00	0.00	0.00	0.00	0.00	0.00	0.00	15,968,124.72	0.00	0.00	0.00	0.00	10,738,046.22	5,230,078.50	0.00	0.00	15,968,124.72				
MDS Checks Issued	104,849.85	458,294.93	0.00	0.00	563,144.78	0.00	0.00	0.00	0.00	0.00	0.00	0.00	0.00	0.00	0.00	0.00	563,144.78	0.00	0.00	0.00	0.00	104,849.85	458,294.93	0.00	0.00	563,144.78				
Advice to Debit Account	10,633,196.37	4,771,783.57	0.00	0.00	15,404,979.94	0.00	0.00	0.00	0.00	0.00	0.00	0.00	0.00	0.00	0.00	0.00	15,404,979.94	0.00	0.00	0.00	0.00	10,633,196.37	4,771,783.57	0.00	0.00	15,404,979.94				
Notice of Transfer Allocations (NTA)	0.00	0.00	0.00	0.00	0.00	0.00	0.00	0.00	0.00	0.00	0.00	0.00	0.00	0.00	0.00	0.00	0.00	0.00	0.00	0.00	0.00	0.00	0.00	0.00	0.00	0.00	0.00			
MDS Checks Issued	0.00	0.00	0.00	0.00	0.00	0.00	0.00	0.00	0.00	0.00	0.00	0.00	0.00	0.00	0.00	0.00	0.00	0.00	0.00	0.00	0.00	0.00	0.00	0.00	0.00	0.00	0.00	0.00		
Advice to Debit Account	0.00	0.00	0.00	0.00	0.00	0.00	0.00	0.00	0.00	0.00	0.00	0.00	0.00	0.00	0.00	0.00	0.00	0.00	0.00	0.00	0.00	0.00	0.00	0.00	0.00	0.00	0.00	0.00		
Working Fund for FAPs	0.00	0.00	0.00	0.00	0.00	0.00	0.00	0.00	0.00	0.00	0.00	0.00	0.00	0.00	0.00	0.00	0.00	0.00	0.00	0.00	0.00	0.00	0.00	0.00	0.00	0.00	0.00	0.00		
Cash Disbursement Ceiling (CDC)	0.00	0.00	0.00	0.00	0.00	0.00	0.00	0.00	0.00	0.00	0.00	0.00	0.00	0.00	0.00	0.00	0.00	0.00	0.00	0.00	0.00	0.00	0.00	0.00	0.00	0.00	0.00	0.00		
<b>TOTAL CASH DISBURSEMENTS</b>	<b>10,738,046.22</b>	<b>5,230,078.50</b>	<b>0.00</b>	<b>0.00</b>	<b>15,968,124.72</b>	<b>0.00</b>	<b>0.00</b>	<b>0.00</b>	<b>0.00</b>	<b>0.00</b>	<b>0.00</b>	<b>0.00</b>	<b>0.00</b>	<b>0.00</b>	<b>0.00</b>	<b>0.00</b>	<b>15,968,124.72</b>	<b>0.00</b>	<b>0.00</b>	<b>0.00</b>	<b>0.00</b>	<b>10,738,046.22</b>	<b>5,230,078.50</b>	<b>0.00</b>	<b>0.00</b>	<b>15,968,124.72</b>				
NON-CASH DISBURSEMENTS	1,117,749.06	196,989.69	0.00	0.00	1,314,738.75	0.00	0.00	0.00	0.00	0.00	0.00	0.00	0.00	0.00	0.00	0.00	1,314,738.75	0.00	0.00	0.00	0.00	1,117,749.06	196,989.69	0.00	0.00	1,314,738.75				
Tax Remittance Advices Issued (TRA)	1,117,749.06	196,989.69	0.00	0.00	1,314,738.75	0.00	0.00	0.00	0.00	0.00	0.00	0.00	0.00	0.00	0.00	0.00	1,314,738.75	0.00	0.00	0.00	0.00	1,117,749.06	196,989.69	0.00	0.00	1,314,738.75				
Non-Cash Availment Authority (NCAA)	0.00	0.00	0.00	0.00	0.00	0.00	0.00	0.00	0.00	0.00	0.00	0.00	0.00	0.00	0.00	0.00	0.00	0.00	0.00	0.00	0.00	0.00	0.00	0.00	0.00	0.00	0.00	0.00		
Disbursements effected through outright deductions from claims (please specify...)	0.00	0.00	0.00	0.00	0.00	0.00	0.00	0.00	0.00	0.00	0.00	0.00	0.00	0.00	0.00	0.00	0.00	0.00	0.00	0.00	0.00	0.00	0.00	0.00	0.00	0.00	0.00	0.00		
Overpayment of expenses(e.g. personnel benefits)	0.00	0.00	0.00	0.00	0.00	0.00	0.00	0.00	0.00	0.00	0.00	0.00	0.00	0.00	0.00	0.00	0.00	0.00	0.00	0.00	0.00	0.00	0.00	0.00	0.00	0.00	0.00	0.00	0.00	
Restitution for loss of government property	0.00	0.00	0.00	0.00	0.00	0.00	0.00	0.00	0.00	0.00	0.00	0.00	0.00	0.00	0.00	0.00	0.00	0.00	0.00	0.00	0.00	0.00	0.00	0.00	0.00	0.00	0.00	0.00	0.00	
Liquidated damages and similar claims	0.00	0.00	0.00	0.00	0.00	0.00	0.00	0.00	0.00	0.00	0.00	0.00	0.00	0.00	0.00	0.00	0.00	0.00	0.00	0.00	0.00	0.00	0.00	0.00	0.00	0.00	0.00	0.00	0.00	
Others (TEF, BTI, Documentary Stamp Tax, etc.)	0.00	0.00	0.00	0.00	0.00	0.00	0.00	0.00	0.00	0.00	0.00	0.00	0.00	0.00	0.00	0.00	0.00	0.00	0.00	0.00	0.00	0.00	0.00	0.00	0.00	0.00	0.00	0.00	0.00	
<b>TOTAL NON-CASH DISBURSEMENTS</b>	<b>1,117,749.06</b>	<b>196,989.69</b>	<b>0.00</b>	<b>0.00</b>	<b>1,314,738.75</b>	<b>0.00</b>	<b>0.00</b>	<b>0.00</b>	<b>0.00</b>	<b>0.00</b>	<b>0.00</b>	<b>0.00</b>	<b>0.00</b>	<b>0.00</b>	<b>0.00</b>	<b>0.00</b>	<b>1,314,738.75</b>	<b>0.00</b>	<b>0.00</b>	<b>0.00</b>	<b>0.00</b>	<b>1,117,749.06</b>	<b>196,989.69</b>	<b>0.00</b>	<b>0.00</b>	<b>1,314,738.75</b>				
<b>GRAND TOTAL</b>	<b>11,855,795.28</b>	<b>5,427,068.19</b>	<b>0.00</b>	<b>0.00</b>	<b>17,282,863.47</b>	<b>0.00</b>	<b>0.00</b>	<b>0.00</b>	<b>0.00</b>	<b>0.00</b>	<b>0.00</b>	<b>0.00</b>	<b>0.00</b>	<b>0.00</b>	<b>0.00</b>	<b>0.00</b>	<b>17,282,863.47</b>	<b>0.00</b>	<b>0.00</b>	<b>0.00</b>	<b>0.00</b>	<b>11,855,795.28</b>	<b>5,427,068.19</b>	<b>0.00</b>	<b>0.00</b>	<b>17,282,863.47</b>				

SUMMARY

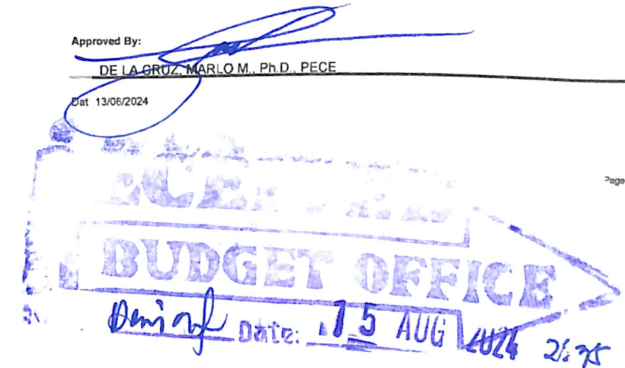
Particulars	Previous Report	This Month	As at Date
(1)	(2)	(3)	(4)
Total Disbursement Authorities Received	229,206,931.90	22,652,738.75	251,859,670.65
NCA	220,424,673.00	21,338,000.00	241,762,673.00
NTA	0.00	0.00	0.00
Working Fund	0.00	0.00	0.00
TRA	8,782,258.90	1,314,738.75	10,096,997.65
CDC	0.00	0.00	0.00
NCAA	0.00	0.00	0.00
Less: Notice of Transfer of Allocations (NTA)* issued	0.00	0.00	0.00
Total Disbursement Authorities Available	229,206,931.90	22,652,738.75	251,859,670.65
Less:	0.00	0.00	0.00
Lapsed NCA	1,200,527.02	0.00	1,200,527.02
Disbursements	219,224,145.98	15,968,124.72	235,192,270.70
Less: Other Non-Cash Disbursements	0.00	0.00	0.00
Disbursements effected through outright deductions from claims	0.00	0.00	0.00
Overpayment of expenses(e.g. personnel benefits)	0.00	0.00	0.00
Restitution for loss of government property	0.00	0.00	0.00
Liquidated damages and similar claims	0.00	0.00	0.00
Others (e.g. TEF, BTI, Docs Stamp, etc.)	0.00	0.00	0.00
Add/Less: Adjustments (e.g. cancelled/voided checks)	0.00	0.00	0.00
Balance of Disbursement Authorities as at date	8,782,258.90	6,684,614.03	15,466,872.93
Total Disbursements Program	229,206,931.90	22,652,738.75	251,859,670.65
Less: *Actual Disbursements	229,206,931.90	17,282,863.47	246,489,795.37
(Over)/Under spending	0.00	5,369,875.28	5,369,875.28

Notes: \* The use of NTA is discouraged  
 Notes: \*\* Amounts should tally with the grand total disbursement (column 27).

Certified Correct:  
REJOSO, MA. ROSSIEL V.  
 Date: 13/08/2024

Recommending Approval: AZUELO, MARIA CRISTINA C. Ph.D.  
 Date: 13/08/2024

Approved By: DE LA CRUZ, MARLOM, Ph.D. PECE  
 Date: 13/08/2024





MONTHLY REPORT OF DISBURSEMENTS  
For the month of June 2024

Department : State Universities and Colleges (SUCs)  
Agency/Entity : Carverlines Norte State College  
Operating Unit : < not appl cable >  
Organization Code (UACS) : 08 (S1 000000)  
Fund Cluster : 01 - Regular Agency Fund

(e.g. UACS Fund Cluster: 01-Regular Agency Fund, 02-Foreign Assisted Projects Fund, 03-Special Account-Locally Funded/Domestic Grants Fund, etc.)

Particulars	Current Year Budget					Prior Year's Budget										Trust Liabilities					Grand Total						
	PS	MOOE	FinEx	CO	TOTAL	PS	MOOE	FinEx	CO	Sub-Total	PS	MOOE	FinEx	CO	Sub-Total	TOTAL	SUB-TOTAL	PS	MOOE	CO	TOTAL	PS	MOOE	FinEx	CO	TOTAL	
1	2	3	4	5	6=(2+3+4+5)	7	8	9	10	11=(7+8+9+10)	12	13	14	15	16=	17=(11+16)	18=(6+17)	19	20	21	22=(19+20+21)	23	24	25	26	27=(23+24+25+26)	
CASH DISBURSEMENTS	20,176,310.76	8,580,218.31	0.00	0.00	28,756,529.37	20,307.35	0.00	0.00	10,223,671.93	10,243,979.31	0.00	0.00	0.00	0.00	0.00	10,243,979.31	39,000,508.63	0.00	0.00	0.00	0.00	20,190,618.11	8,530,218.61	0.00	10,223,671.96	39,000,508.68	
Notice of Cash Allocation (NCA)	20,176,310.76	8,580,218.31	0.00	0.00	28,756,529.37	20,307.35	0.00	0.00	10,223,671.93	10,243,979.31	0.00	0.00	0.00	0.00	0.00	10,243,979.31	39,000,508.63	0.00	0.00	0.00	0.00	20,190,618.11	8,530,218.61	0.00	10,223,671.96	39,000,508.68	
MDS Checks Issued	8,224,589.36	570,505.11	0.00	0.00	8,795,095.07	0.00	0.00	0.00	0.00	0.00	0.00	0.00	0.00	0.00	0.00	0.00	8,795,095.07	0.00	0.00	0.00	0.00	8,224,589.36	570,505.71	0.00	0.00	8,795,095.07	
Advice to Debit Account	11,951,721.40	8,009,712.90	0.00	0.00	19,961,434.30	20,307.35	0.00	0.00	10,223,671.93	10,243,979.31	0.00	0.00	0.00	0.00	0.00	10,243,979.31	30,205,413.61	0.00	0.00	0.00	0.00	11,972,028.75	8,039,712.90	0.00	10,223,671.96	30,205,413.61	
Notice of Transfer Allocations (NTA)	0.00	0.00	0.00	0.00	0.00	0.00	0.00	0.00	0.00	0.00	0.00	0.00	0.00	0.00	0.00	0.00	0.00	0.00	0.00	0.00	0.00	0.00	0.00	0.00	0.00	0.00	
MDS Checks Issued	0.00	0.00	0.00	0.00	0.00	0.00	0.00	0.00	0.00	0.00	0.00	0.00	0.00	0.00	0.00	0.00	0.00	0.00	0.00	0.00	0.00	0.00	0.00	0.00	0.00	0.00	0.00
Advice to Debit Account	0.00	0.00	0.00	0.00	0.00	0.00	0.00	0.00	0.00	0.00	0.00	0.00	0.00	0.00	0.00	0.00	0.00	0.00	0.00	0.00	0.00	0.00	0.00	0.00	0.00	0.00	0.00
Working Fund for FAPs	0.00	0.00	0.00	0.00	0.00	0.00	0.00	0.00	0.00	0.00	0.00	0.00	0.00	0.00	0.00	0.00	0.00	0.00	0.00	0.00	0.00	0.00	0.00	0.00	0.00	0.00	0.00
Cash Disbursement Ceiling (CDC)	0.00	0.00	0.00	0.00	0.00	0.00	0.00	0.00	0.00	0.00	0.00	0.00	0.00	0.00	0.00	0.00	0.00	0.00	0.00	0.00	0.00	0.00	0.00	0.00	0.00	0.00	0.00
<b>TOTAL CASH DISBURSEMENTS</b>	<b>20,176,310.76</b>	<b>8,580,218.31</b>	<b>0.00</b>	<b>0.00</b>	<b>28,756,529.37</b>	<b>20,307.35</b>	<b>0.00</b>	<b>0.00</b>	<b>10,223,671.93</b>	<b>10,243,979.31</b>	<b>0.00</b>	<b>0.00</b>	<b>0.00</b>	<b>0.00</b>	<b>0.00</b>	<b>10,243,979.31</b>	<b>39,000,508.63</b>	<b>0.00</b>	<b>0.00</b>	<b>0.00</b>	<b>0.00</b>	<b>20,190,618.11</b>	<b>8,530,218.61</b>	<b>0.00</b>	<b>10,223,671.96</b>	<b>39,000,508.68</b>	
NON-CASH DISBURSEMENTS	1,148,236.96	115,426.37	0.00	0.00	1,263,663.63	0.00	0.00	0.00	526,609.61	526,609.61	0.00	0.00	0.00	0.00	0.00	526,609.61	1,790,273.24	0.00	0.00	0.00	0.00	1,148,236.96	115,426.67	0.00	526,609.61	1,790,273.24	
Tax Remittance Advances Issued (TRA)	1,148,236.96	115,426.37	0.00	0.00	1,263,663.63	0.00	0.00	0.00	526,609.61	526,609.61	0.00	0.00	0.00	0.00	0.00	526,609.61	1,790,273.24	0.00	0.00	0.00	0.00	1,148,236.96	115,426.67	0.00	526,609.61	1,790,273.24	
Non-Cash Availment Authority (NCAA)	0.00	0.00	0.00	0.00	0.00	0.00	0.00	0.00	0.00	0.00	0.00	0.00	0.00	0.00	0.00	0.00	0.00	0.00	0.00	0.00	0.00	0.00	0.00	0.00	0.00	0.00	0.00
Disbursements effected through outright deductions from claims (please specify)	0.00	0.00	0.00	0.00	0.00	0.00	0.00	0.00	0.00	0.00	0.00	0.00	0.00	0.00	0.00	0.00	0.00	0.00	0.00	0.00	0.00	0.00	0.00	0.00	0.00	0.00	0.00
Overpayment of expenses (e.g. personnel benefits)	0.00	0.00	0.00	0.00	0.00	0.00	0.00	0.00	0.00	0.00	0.00	0.00	0.00	0.00	0.00	0.00	0.00	0.00	0.00	0.00	0.00	0.00	0.00	0.00	0.00	0.00	0.00
Restitution for loss of government property	0.00	0.00	0.00	0.00	0.00	0.00	0.00	0.00	0.00	0.00	0.00	0.00	0.00	0.00	0.00	0.00	0.00	0.00	0.00	0.00	0.00	0.00	0.00	0.00	0.00	0.00	0.00
Liquidated damages and similar claims	0.00	0.00	0.00	0.00	0.00	0.00	0.00	0.00	0.00	0.00	0.00	0.00	0.00	0.00	0.00	0.00	0.00	0.00	0.00	0.00	0.00	0.00	0.00	0.00	0.00	0.00	0.00
Others (e.g. TEF, BTL, Documentary Stamp Tax, etc.)	0.00	0.00	0.00	0.00	0.00	0.00	0.00	0.00	0.00	0.00	0.00	0.00	0.00	0.00	0.00	0.00	0.00	0.00	0.00	0.00	0.00	0.00	0.00	0.00	0.00	0.00	0.00
<b>TOTAL NON-CASH DISBURSEMENTS</b>	<b>1,148,236.96</b>	<b>115,426.37</b>	<b>0.00</b>	<b>0.00</b>	<b>1,263,663.63</b>	<b>0.00</b>	<b>0.00</b>	<b>0.00</b>	<b>526,609.61</b>	<b>526,609.61</b>	<b>0.00</b>	<b>0.00</b>	<b>0.00</b>	<b>0.00</b>	<b>0.00</b>	<b>526,609.61</b>	<b>1,790,273.24</b>	<b>0.00</b>	<b>0.00</b>	<b>0.00</b>	<b>0.00</b>	<b>1,148,236.96</b>	<b>115,426.67</b>	<b>0.00</b>	<b>526,609.61</b>	<b>1,790,273.24</b>	
<b>GRAND TOTAL</b>	<b>21,324,547.72</b>	<b>8,695,645.28</b>	<b>0.00</b>	<b>0.00</b>	<b>30,020,193.00</b>	<b>20,307.35</b>	<b>0.00</b>	<b>0.00</b>	<b>10,750,281.57</b>	<b>10,770,588.92</b>	<b>0.00</b>	<b>0.00</b>	<b>0.00</b>	<b>0.00</b>	<b>0.00</b>	<b>10,770,588.92</b>	<b>40,790,781.87</b>	<b>0.00</b>	<b>0.00</b>	<b>0.00</b>	<b>0.00</b>	<b>21,344,855.07</b>	<b>8,635,645.28</b>	<b>0.00</b>	<b>10,736,281.57</b>	<b>40,790,781.92</b>	

SUMMARY


Particulars	Previous Report	This Month	As at Date
(1)	(2)	(3)	(4)
Total Disbursement Authorities Received	206,682,653.66	22,524,273.24	229,206,911.90
NCA	199,690,673.00	20,734,000.00	220,424,673.00
NTA	0.00	0.00	0.00
Working Fund	0.00	0.00	0.00
TRA	6,991,980.66	1,790,273.24	8,782,253.90
CDC	0.00	0.00	0.00
NCAA	0.00	0.00	0.00
Less: Notice of Transfer of Allocations (NTA) issued	0.00	0.00	0.00
Total Disbursement Authorities Available	206,682,653.66	22,524,273.24	229,206,911.90
Less:	0.00	0.00	0.00
Lapsed NCA	2,371.73	1,198,159.29	1,200,527.02
Disbursements	180,223,637.33	30,000,508.65	219,224,146.98
Less: Other Non-Cash Disbursements	0.00	0.00	0.00
Disbursements effected through outright deductions from claims	0.00	0.00	0.00
Overpayment of expenses (e.g. personnel benefits)	0.00	0.00	0.00
Restitution for loss of government property	0.00	0.00	0.00
Liquidated damages and similar claims	0.00	0.00	0.00
Others (e.g. TEF, BTL, Docs Stamp, etc.)	0.00	0.00	0.00
Adjustments (e.g. cancelled/dated checks)	0.00	0.00	0.00
Balance of Disbursement Authorities as at date	26,459,016.00	(17,674,391.70)	8,782,253.90
Total Disbursements Program	206,682,653.66	22,524,273.24	229,206,911.90
Less: Actual Disbursements	187,217,993.72	41,998,938.18	229,206,911.90
(Over)/Under spending	19,464,661.44	(19,464,664.94)	0.00

Notes: \* The use of NTA is discouraged  
Notes: \*\* Amounts should tally with the grand total disbursement (column 27)

Certified Correct:  
REJOSO, MARCOSIEL V.  
Date: July 16, 2024

Recommending Approval:  
AZUELO, MARIA CRISTINA G. PH.D.  
Date: July 16, 2024

Approved By:  
DE LA CRUZ, MARLO M. Ph.D., PECE  
Date: July 16, 2024



**MONTHLY REPORT OF DISBURSEMENTS**  
For the month of May 2024

Department : State Universities and Colleges (SUCs)  
 Agency/Entity : Camarines Norte State College  
 Operating Unit : < not applicable >  
 Organization Code (UACS) : 08 051 0000000  
 Fund Cluster : 01 - Regular Agency Fund

Particulars	Current Year Budget					Prior Year's Budget										Trust Liabilities					Grand Total					Remark		
	PS	MOOE	FinEx	CO	TOTAL	Prior Year's Accounts Payable					Current Year's Accounts Payable					SUB-TOTAL	PS	MOOE	CO	TOTAL	PS	MOOE	FinEx	CO	TOTAL			
						7	8	9	10	11	12	13	14	15	16												17	18
CASH DISBURSEMENTS	27,979,417.65	50,656,888.93	0.00	0.00	78,636,306.58	147,424.85	386,431.80	0.00	17,458,717.76	17,992,574.41	0.00	0.00	0.00	0.00	0.00	17,992,574.41	96,630,880.99	0.00	0.00	0.00	0.00	28,126,842.50	51,045,320.73	0.00	17,458,717.76	96,630,880.99		
Notice of Cash Allocation (NCA)	27,979,417.65	50,656,888.93	0.00	0.00	78,636,306.58	147,424.85	386,431.80	0.00	17,458,717.76	17,992,574.41	0.00	0.00	0.00	0.00	0.00	17,992,574.41	96,630,880.99	0.00	0.00	0.00	0.00	28,126,842.50	51,045,320.73	0.00	17,458,717.76	96,630,880.99		
MDS Checks Issued	4,092,075.50	536,715.27	0.00	0.00	4,628,790.77	0.00	0.00	0.00	0.00	0.00	0.00	0.00	0.00	0.00	0.00	0.00	4,628,790.77	0.00	0.00	0.00	0.00	4,092,075.50	536,715.27	0.00	0.00	4,628,790.77		
Advice to Debit Account	23,887,342.15	50,122,173.66	0.00	0.00	74,009,515.81	147,424.85	386,431.80	0.00	17,458,717.76	17,992,574.41	0.00	0.00	0.00	0.00	0.00	17,992,574.41	92,002,090.22	0.00	0.00	0.00	0.00	24,034,767.00	50,568,605.46	0.00	17,458,717.76	92,002,090.22		
Notice of Transfer Allocations (NTA)	0.00	0.00	0.00	0.00	0.00	0.00	0.00	0.00	0.00	0.00	0.00	0.00	0.00	0.00	0.00	0.00	0.00	0.00	0.00	0.00	0.00	0.00	0.00	0.00	0.00	0.00	0.00	
MDS Checks Issued	0.00	0.00	0.00	0.00	0.00	0.00	0.00	0.00	0.00	0.00	0.00	0.00	0.00	0.00	0.00	0.00	0.00	0.00	0.00	0.00	0.00	0.00	0.00	0.00	0.00	0.00	0.00	0.00
Advice to Debit Account	0.00	0.00	0.00	0.00	0.00	0.00	0.00	0.00	0.00	0.00	0.00	0.00	0.00	0.00	0.00	0.00	0.00	0.00	0.00	0.00	0.00	0.00	0.00	0.00	0.00	0.00	0.00	0.00
Working Fund for FAPs	0.00	0.00	0.00	0.00	0.00	0.00	0.00	0.00	0.00	0.00	0.00	0.00	0.00	0.00	0.00	0.00	0.00	0.00	0.00	0.00	0.00	0.00	0.00	0.00	0.00	0.00	0.00	0.00
Cash Disbursement Ceiling (CDC)	0.00	0.00	0.00	0.00	0.00	0.00	0.00	0.00	0.00	0.00	0.00	0.00	0.00	0.00	0.00	0.00	0.00	0.00	0.00	0.00	0.00	0.00	0.00	0.00	0.00	0.00	0.00	0.00
<b>TOTAL CASH DISBURSEMENTS</b>	<b>27,979,417.65</b>	<b>50,656,888.93</b>	<b>0.00</b>	<b>0.00</b>	<b>78,636,306.58</b>	<b>147,424.85</b>	<b>386,431.80</b>	<b>0.00</b>	<b>17,458,717.76</b>	<b>17,992,574.41</b>	<b>0.00</b>	<b>0.00</b>	<b>0.00</b>	<b>0.00</b>	<b>0.00</b>	<b>17,992,574.41</b>	<b>96,630,880.99</b>	<b>0.00</b>	<b>0.00</b>	<b>0.00</b>	<b>0.00</b>	<b>28,126,842.50</b>	<b>51,045,320.73</b>	<b>0.00</b>	<b>17,458,717.76</b>	<b>96,630,880.99</b>		
NON-CASH DISBURSEMENTS	1,148,236.96	115,426.67	0.00	0.00	1,263,663.63	0.00	0.00	0.00	1,198,598.86	1,198,598.86	0.00	0.00	0.00	0.00	0.00	1,198,598.86	2,462,262.49	0.00	0.00	0.00	0.00	1,148,236.96	115,426.67	0.00	1,198,598.86	2,462,262.49		
Tax Remittance Advices Issued (TRA)	1,148,236.96	115,426.67	0.00	0.00	1,263,663.63	0.00	0.00	0.00	1,198,598.86	1,198,598.86	0.00	0.00	0.00	0.00	0.00	1,198,598.86	2,462,262.49	0.00	0.00	0.00	0.00	1,148,236.96	115,426.67	0.00	1,198,598.86	2,462,262.49		
Non-Cash Availment Authority (NCAA)	0.00	0.00	0.00	0.00	0.00	0.00	0.00	0.00	0.00	0.00	0.00	0.00	0.00	0.00	0.00	0.00	0.00	0.00	0.00	0.00	0.00	0.00	0.00	0.00	0.00	0.00	0.00	0.00
Disbursements effected through outright deductions from claims (please specify...)	0.00	0.00	0.00	0.00	0.00	0.00	0.00	0.00	0.00	0.00	0.00	0.00	0.00	0.00	0.00	0.00	0.00	0.00	0.00	0.00	0.00	0.00	0.00	0.00	0.00	0.00	0.00	0.00
Overpayment of expenses (e.g. personnel benefits)	0.00	0.00	0.00	0.00	0.00	0.00	0.00	0.00	0.00	0.00	0.00	0.00	0.00	0.00	0.00	0.00	0.00	0.00	0.00	0.00	0.00	0.00	0.00	0.00	0.00	0.00	0.00	0.00
Restitution for loss of government property	0.00	0.00	0.00	0.00	0.00	0.00	0.00	0.00	0.00	0.00	0.00	0.00	0.00	0.00	0.00	0.00	0.00	0.00	0.00	0.00	0.00	0.00	0.00	0.00	0.00	0.00	0.00	0.00
Liquidated damages and similar claims	0.00	0.00	0.00	0.00	0.00	0.00	0.00	0.00	0.00	0.00	0.00	0.00	0.00	0.00	0.00	0.00	0.00	0.00	0.00	0.00	0.00	0.00	0.00	0.00	0.00	0.00	0.00	0.00
Others (TEF, BTr, Documentary Stamp Tax, etc.)	0.00	0.00	0.00	0.00	0.00	0.00	0.00	0.00	0.00	0.00	0.00	0.00	0.00	0.00	0.00	0.00	0.00	0.00	0.00	0.00	0.00	0.00	0.00	0.00	0.00	0.00	0.00	0.00
<b>TOTAL NON-CASH DISBURSEMENTS</b>	<b>1,148,236.96</b>	<b>115,426.67</b>	<b>0.00</b>	<b>0.00</b>	<b>1,263,663.63</b>	<b>0.00</b>	<b>0.00</b>	<b>0.00</b>	<b>1,198,598.86</b>	<b>1,198,598.86</b>	<b>0.00</b>	<b>0.00</b>	<b>0.00</b>	<b>0.00</b>	<b>0.00</b>	<b>1,198,598.86</b>	<b>2,462,262.49</b>	<b>0.00</b>	<b>0.00</b>	<b>0.00</b>	<b>0.00</b>	<b>1,148,236.96</b>	<b>115,426.67</b>	<b>0.00</b>	<b>1,198,598.86</b>	<b>2,462,262.49</b>		
<b>GRAND TOTAL</b>	<b>29,127,654.61</b>	<b>50,772,315.60</b>	<b>0.00</b>	<b>0.00</b>	<b>79,901,970.21</b>	<b>147,424.85</b>	<b>386,431.80</b>	<b>0.00</b>	<b>18,657,316.62</b>	<b>19,191,173.27</b>	<b>0.00</b>	<b>0.00</b>	<b>0.00</b>	<b>0.00</b>	<b>0.00</b>	<b>19,191,173.27</b>	<b>99,093,143.48</b>	<b>0.00</b>	<b>0.00</b>	<b>0.00</b>	<b>0.00</b>	<b>29,275,079.46</b>	<b>51,160,747.40</b>	<b>0.00</b>	<b>18,657,316.62</b>	<b>99,093,143.48</b>		

**SUMMARY**

Particulars	Previous Report	This Month	As at Date
(1)	(2)	(3)	(4)
Total Disbursement Authorities Received	100,615,180.17	106,167,498.49	206,682,658.66
NCA	95,665,437.00	103,705,236.00	199,690,673.00
NTA	0.00	0.00	0.00
Working Fund	0.00	0.00	0.00
TRA	4,659,723.17	2,462,262.49	6,991,985.66
CDC	0.00	0.00	0.00
NCAA	0.00	0.00	0.00
Less: Notice of Transfer of Allocations (NTA)* issued	0.00	0.00	0.00
Total Disbursement Authorities Available	100,615,180.17	106,167,498.49	206,682,658.66
Less:	0.00	0.00	0.00
Lapsed NCA	2,370.73	0.00	2,370.73
Disbursements	83,692,756.34	96,630,880.99	180,223,637.33
Less: Other Non-Cash Disbursements	0.00	0.00	0.00
Disbursements effected through outright deductions from claims	0.00	0.00	0.00
Overpayment of expenses (e.g. personnel benefits)	0.00	0.00	0.00
Restitution for loss of government property	0.00	0.00	0.00
Liquidated damages and similar claims	0.00	0.00	0.00
Others (e.g. TEF, BTr, Docs Stamp, etc.)	0.00	0.00	0.00
Add/less: Adjustments (e.g. cancelled/failed checks)	0.00	0.00	0.00
Balance of Disbursement Authorities as at date	15,610,033.10	9,536,617.50	26,456,650.60
Total Disbursements Program	100,615,180.17	106,167,498.49	206,682,658.66
Less: *Actual Disbursements	88,124,850.24	99,093,143.48	187,217,993.72
(Over)/Under spending	12,690,309.93	7,074,355.01	19,464,664.94

Notes: \* The use of NTA is discouraged  
 Notes: \*\* Amounts should tally with the grand total disbursement (column 27).

Certified Correct:  
REJOSO, MARCOS S. V.  
 Date: \_\_\_\_\_

Recommending Approval:  
AZUELO, MARIA CRISTINA C. Ph.D.  
 Date: \_\_\_\_\_

Approved By:  
DE LA CRUZ, MARLO M. Ph.D. PECE  
 Date: \_\_\_\_\_



**MONTHLY REPORT OF DISBURSEMENTS**  
For the month of April 2024

Department : State Universities and Colleges (SUCs)  
 Agency/Entity : Camarines Norte State College  
 Operating Unit : < not applicable >  
 Organization Code (UACS) : 08 051 0000000  
 Fund Cluster : 01 - Regular Agency Fund

Particulars	Current Year Budget					Prior Year's Accounts Payable					Current Year's Accounts Payable					SUB-TOTAL	Trust Liabilities				Grand Total					Remarks		
	PS	MOOE	FinEx	CO	TOTAL	PS	MOOE	FinEx	CO	Sub-Total	PS	MOOE	FinEx	CO	Sub-Total		TOTAL	PS	MOOE	CO	TOTAL	PS	MOOE	FinEx	CO		TOTAL	
	1	2	3	4	5	6=(2+3+4+5)	7	8	9	10	11=(7+8+9+10)	12	13	14	15		16=(12+13+14+15)	17=(11+16)	18=(6+17)	19	20	21	22=(19+20+21)	23	24		25	26
CASH DISBURSEMENTS	15,173,426.44	5,306,787.63	0.00	0.00	20,480,194.07	265,063.73	11,968.70	0.00	0.00	690,757.57	967,790.00	0.00	0.00	0.00	0.00	967,790.00	21,447,984.07	0.00	0.00	0.00	0.00	15,438,490.17	5,318,736.33	0.00	0.00	690,757.57	21,447,984.07	
Notice of Cash Allocation (NCA)	15,173,426.44	5,306,787.63	0.00	0.00	20,480,194.07	265,063.73	11,968.70	0.00	0.00	690,757.57	967,790.00	0.00	0.00	0.00	0.00	967,790.00	21,447,984.07	0.00	0.00	0.00	0.00	15,438,490.17	5,318,736.33	0.00	0.00	690,757.57	21,447,984.07	
MDS Checks Issued	134,886.92	388,603.56	0.00	0.00	523,790.48	0.00	0.00	0.00	0.00	0.00	0.00	0.00	0.00	0.00	0.00	0.00	523,790.48	0.00	0.00	0.00	0.00	134,886.92	388,603.56	0.00	0.00	0.00	523,790.48	
Advice to Debit Account	15,038,539.52	4,917,884.07	0.00	0.00	19,956,403.59	265,063.73	11,968.70	0.00	0.00	690,757.57	967,790.00	0.00	0.00	0.00	0.00	967,790.00	20,924,193.59	0.00	0.00	0.00	0.00	15,303,603.25	4,909,832.77	0.00	0.00	690,757.57	20,924,193.59	
Notice of Transfer Allocations (NTA)	0.00	0.00	0.00	0.00	0.00	0.00	0.00	0.00	0.00	0.00	0.00	0.00	0.00	0.00	0.00	0.00	0.00	0.00	0.00	0.00	0.00	0.00	0.00	0.00	0.00	0.00	0.00	
MDS Checks Issued	0.00	0.00	0.00	0.00	0.00	0.00	0.00	0.00	0.00	0.00	0.00	0.00	0.00	0.00	0.00	0.00	0.00	0.00	0.00	0.00	0.00	0.00	0.00	0.00	0.00	0.00	0.00	0.00
Advice to Debit Account	0.00	0.00	0.00	0.00	0.00	0.00	0.00	0.00	0.00	0.00	0.00	0.00	0.00	0.00	0.00	0.00	0.00	0.00	0.00	0.00	0.00	0.00	0.00	0.00	0.00	0.00	0.00	0.00
Working Fund for FAPs	0.00	0.00	0.00	0.00	0.00	0.00	0.00	0.00	0.00	0.00	0.00	0.00	0.00	0.00	0.00	0.00	0.00	0.00	0.00	0.00	0.00	0.00	0.00	0.00	0.00	0.00	0.00	0.00
Cash Disbursement Ceiling (CDC)	0.00	0.00	0.00	0.00	0.00	0.00	0.00	0.00	0.00	0.00	0.00	0.00	0.00	0.00	0.00	0.00	0.00	0.00	0.00	0.00	0.00	0.00	0.00	0.00	0.00	0.00	0.00	0.00
<b>TOTAL CASH DISBURSEMENTS</b>	<b>15,173,426.44</b>	<b>5,306,787.63</b>	<b>0.00</b>	<b>0.00</b>	<b>20,480,194.07</b>	<b>265,063.73</b>	<b>11,968.70</b>	<b>0.00</b>	<b>0.00</b>	<b>690,757.57</b>	<b>967,790.00</b>	<b>0.00</b>	<b>0.00</b>	<b>0.00</b>	<b>0.00</b>	<b>967,790.00</b>	<b>21,447,984.07</b>	<b>0.00</b>	<b>0.00</b>	<b>0.00</b>	<b>0.00</b>	<b>15,438,490.17</b>	<b>5,318,736.33</b>	<b>0.00</b>	<b>0.00</b>	<b>690,757.57</b>	<b>21,447,984.07</b>	
NON-CASH DISBURSEMENTS	1,592,591.32	361,265.55	0.00	0.00	1,953,856.87	0.00	0.00	0.00	0.00	46,050.50	46,050.50	0.00	0.00	0.00	0.00	46,050.50	1,999,907.37	0.00	0.00	0.00	0.00	1,592,591.32	361,265.55	0.00	0.00	46,050.50	1,999,907.37	
Tax Remittance Advice Issued (TRA)	1,592,591.32	361,265.55	0.00	0.00	1,953,856.87	0.00	0.00	0.00	0.00	46,050.50	46,050.50	0.00	0.00	0.00	0.00	46,050.50	1,999,907.37	0.00	0.00	0.00	0.00	1,592,591.32	361,265.55	0.00	0.00	46,050.50	1,999,907.37	
Non-Cash Availment Authority (NCAA)	0.00	0.00	0.00	0.00	0.00	0.00	0.00	0.00	0.00	0.00	0.00	0.00	0.00	0.00	0.00	0.00	0.00	0.00	0.00	0.00	0.00	0.00	0.00	0.00	0.00	0.00	0.00	0.00
Disbursements effected through outright deductions from claims (please specify...)	0.00	0.00	0.00	0.00	0.00	0.00	0.00	0.00	0.00	0.00	0.00	0.00	0.00	0.00	0.00	0.00	0.00	0.00	0.00	0.00	0.00	0.00	0.00	0.00	0.00	0.00	0.00	0.00
Overpayment of expenses (e.g. personnel benefits)	0.00	0.00	0.00	0.00	0.00	0.00	0.00	0.00	0.00	0.00	0.00	0.00	0.00	0.00	0.00	0.00	0.00	0.00	0.00	0.00	0.00	0.00	0.00	0.00	0.00	0.00	0.00	0.00
Restitution for loss of government property	0.00	0.00	0.00	0.00	0.00	0.00	0.00	0.00	0.00	0.00	0.00	0.00	0.00	0.00	0.00	0.00	0.00	0.00	0.00	0.00	0.00	0.00	0.00	0.00	0.00	0.00	0.00	0.00
Liquidated damages and similar claims	0.00	0.00	0.00	0.00	0.00	0.00	0.00	0.00	0.00	0.00	0.00	0.00	0.00	0.00	0.00	0.00	0.00	0.00	0.00	0.00	0.00	0.00	0.00	0.00	0.00	0.00	0.00	0.00
Others (TEF, BTR, Documentary Stamp Tax, etc.)	0.00	0.00	0.00	0.00	0.00	0.00	0.00	0.00	0.00	0.00	0.00	0.00	0.00	0.00	0.00	0.00	0.00	0.00	0.00	0.00	0.00	0.00	0.00	0.00	0.00	0.00	0.00	0.00
<b>TOTAL NON-CASH DISBURSEMENTS</b>	<b>1,592,591.32</b>	<b>361,265.55</b>	<b>0.00</b>	<b>0.00</b>	<b>1,953,856.87</b>	<b>0.00</b>	<b>0.00</b>	<b>0.00</b>	<b>0.00</b>	<b>46,050.50</b>	<b>46,050.50</b>	<b>0.00</b>	<b>0.00</b>	<b>0.00</b>	<b>0.00</b>	<b>46,050.50</b>	<b>1,999,907.37</b>	<b>0.00</b>	<b>0.00</b>	<b>0.00</b>	<b>0.00</b>	<b>1,592,591.32</b>	<b>361,265.55</b>	<b>0.00</b>	<b>0.00</b>	<b>46,050.50</b>	<b>1,999,907.37</b>	
<b>GRAND TOTAL</b>	<b>16,766,017.76</b>	<b>5,668,053.18</b>	<b>0.00</b>	<b>0.00</b>	<b>22,434,050.94</b>	<b>265,063.73</b>	<b>11,968.70</b>	<b>0.00</b>	<b>0.00</b>	<b>736,808.07</b>	<b>1,013,840.50</b>	<b>0.00</b>	<b>0.00</b>	<b>0.00</b>	<b>0.00</b>	<b>1,013,840.50</b>	<b>23,447,891.44</b>	<b>0.00</b>	<b>0.00</b>	<b>0.00</b>	<b>0.00</b>	<b>17,031,081.49</b>	<b>5,680,001.88</b>	<b>0.00</b>	<b>0.00</b>	<b>736,808.07</b>	<b>23,447,891.44</b>	

**SUMMARY**

Particulars (1)	Previous Report (2)	This Month (3)	As at Date (4)
Total Disbursement Authorities Received	64,676,958.81	35,838,201.37	100,515,160.18
NCA	62,147,143.01	33,838,294.00	95,985,437.01
NTA	0.00	0.00	0.00
Working Fund	0.00	0.00	0.00
TRA	2,529,815.80	1,999,907.37	4,529,723.17
CDC	0.00	0.00	0.00
NCAA	0.00	0.00	0.00
Less: Notice of Transfer of Allocation's (NTA)' issued	0.00	0.00	0.00
Total Disbursement Authorities Available	64,676,958.81	35,838,201.37	100,515,160.18
Less:	0.00	0.00	0.00
Lapsed NCA	2,370.73	0.00	2,370.73
Disbursements	62,144,772.27	21,447,894.07	83,592,756.34
Less: Other Non-Cash Disbursements	0.00	0.00	0.00
Disbursements effected through outright deductions from claims	0.00	0.00	0.00
Overpayment of expenses (e.g. personnel benefits)	0.00	0.00	0.00
Restitution for loss of government property	0.00	0.00	0.00
Liquidated damages and similar claims	0.00	0.00	0.00
Others (e.g. TEF, BTR, Doce Stamp, etc.)	0.00	0.00	0.00
Add/less: Adjustments (e.g. cancelled/retailed checks)	0.00	0.00	0.00
Balance of Disbursement Authorities as at date	2,529,815.81	14,390,217.30	10,620,033.11
Total Disbursements Program	64,676,958.80	35,838,201.37	100,515,160.17
Less: Actual Disbursements	64,676,958.80	23,447,891.44	88,124,850.24
(Over)/Under spending	0.00	12,390,309.93	12,390,309.93

Notes: \* The use of NTA is discouraged!  
 Notes: \*\* Amounts should tally with the grand total disbursement (column 27).

Certified Correct:  
REJOSCO M. ROSARIO  
 Date: \_\_\_\_\_

Recommending Approval:  
AZUELO MARIA CRISTINA O. Ph.D.  
 Date: \_\_\_\_\_

Approved By:  
DE LA CRUZ MARLO M. Ph.D. PECE  
 Date: \_\_\_\_\_

**MONTHLY REPORT OF DISBURSEMENTS**  
For the month of March 2024


Department : State Universities and Colleges (SUCs)  
 Agency/Entity : Camarines Norte State College  
 Operating Unit : < not applicable >  
 Organization Code (UACS) : 08 051 0000000  
 Fund Cluster : 01 - Regular Agency Fund


Particulars	Current Year Budget					Prior Year's Budget										Trust Liabilities				Grand Total					Remarks	
	PS	MOOE	FinEx	CO	TOTAL	Prior Year's Accounts Payable					Current Year's Accounts Payable					SUB-TOTAL	PS	MOOE	CO	TOTAL	PS	MOOE	FinEx	CO		TOTAL
						7	8	9	10	11	12	13	14	15	16											
CASH DISBURSEMENTS	20,850,903.46	4,972,577.51	0.00	0.00	25,823,480.97	39,013.14	1,545,075.70	0.00	0.00	1,584,088.84	0.00	0.00	0.00	0.00	1,584,088.84	27,407,569.81	0.00	0.00	0.00	0.00	20,889,916.60	6,517,653.21	0.00	0.00	27,407,569.81	
Notice of Cash Allocation (NCA)	20,850,903.46	4,972,577.51	0.00	0.00	25,823,480.97	39,013.14	1,545,075.70	0.00	0.00	1,584,088.84	0.00	0.00	0.00	0.00	1,584,088.84	27,407,569.81	0.00	0.00	0.00	0.00	20,889,916.60	6,517,653.21	0.00	0.00	27,407,569.81	
MDS Checks Issued	8,010,186.34	348,197.43	0.00	0.00	8,358,383.77	0.00	0.00	0.00	0.00	8,358,383.77	0.00	0.00	0.00	0.00	8,358,383.77	0.00	0.00	0.00	0.00	8,010,186.34	348,197.43	0.00	0.00	8,358,383.77		
Advice to Debit Account	12,840,717.12	4,624,380.08	0.00	0.00	17,465,097.20	39,013.14	1,545,075.70	0.00	0.00	1,584,088.84	0.00	0.00	0.00	0.00	1,584,088.84	19,049,186.04	0.00	0.00	0.00	0.00	12,879,730.26	6,169,455.78	0.00	0.00	19,049,186.04	
Notice of Transfer Allocations (NTA)	0.00	0.00	0.00	0.00	0.00	0.00	0.00	0.00	0.00	0.00	0.00	0.00	0.00	0.00	0.00	0.00	0.00	0.00	0.00	0.00	0.00	0.00	0.00	0.00	0.00	
MDS Checks Issued	0.00	0.00	0.00	0.00	0.00	0.00	0.00	0.00	0.00	0.00	0.00	0.00	0.00	0.00	0.00	0.00	0.00	0.00	0.00	0.00	0.00	0.00	0.00	0.00	0.00	
Advice to Debit Account	0.00	0.00	0.00	0.00	0.00	0.00	0.00	0.00	0.00	0.00	0.00	0.00	0.00	0.00	0.00	0.00	0.00	0.00	0.00	0.00	0.00	0.00	0.00	0.00	0.00	
Working Fund for FAPs	0.00	0.00	0.00	0.00	0.00	0.00	0.00	0.00	0.00	0.00	0.00	0.00	0.00	0.00	0.00	0.00	0.00	0.00	0.00	0.00	0.00	0.00	0.00	0.00	0.00	
Cash Disbursement Ceiling (CDC)	0.00	0.00	0.00	0.00	0.00	0.00	0.00	0.00	0.00	0.00	0.00	0.00	0.00	0.00	0.00	0.00	0.00	0.00	0.00	0.00	0.00	0.00	0.00	0.00	0.00	
<b>TOTAL CASH DISBURSEMENTS</b>	<b>20,850,903.46</b>	<b>4,972,577.51</b>	<b>0.00</b>	<b>0.00</b>	<b>25,823,480.97</b>	<b>39,013.14</b>	<b>1,545,075.70</b>	<b>0.00</b>	<b>0.00</b>	<b>1,584,088.84</b>	<b>0.00</b>	<b>0.00</b>	<b>0.00</b>	<b>0.00</b>	<b>1,584,088.84</b>	<b>27,407,569.81</b>	<b>0.00</b>	<b>0.00</b>	<b>0.00</b>	<b>0.00</b>	<b>20,889,916.60</b>	<b>6,517,653.21</b>	<b>0.00</b>	<b>0.00</b>	<b>27,407,569.81</b>	
NON-CASH DISBURSEMENTS	614,545.10	170,751.43	0.00	0.00	785,296.53	0.00	0.00	0.00	0.00	0.00	0.00	0.00	0.00	0.00	0.00	785,296.53	0.00	0.00	0.00	0.00	614,545.10	170,751.43	0.00	0.00	785,296.53	
Tax Remittance Advices Issued (TRA)	614,545.10	170,751.43	0.00	0.00	785,296.53	0.00	0.00	0.00	0.00	0.00	0.00	0.00	0.00	0.00	0.00	785,296.53	0.00	0.00	0.00	0.00	614,545.10	170,751.43	0.00	0.00	785,296.53	
Non-Cash Availment Authority (NCAA)	0.00	0.00	0.00	0.00	0.00	0.00	0.00	0.00	0.00	0.00	0.00	0.00	0.00	0.00	0.00	0.00	0.00	0.00	0.00	0.00	0.00	0.00	0.00	0.00	0.00	
Disbursements effected through outright deductions from claims (please specify...)	0.00	0.00	0.00	0.00	0.00	0.00	0.00	0.00	0.00	0.00	0.00	0.00	0.00	0.00	0.00	0.00	0.00	0.00	0.00	0.00	0.00	0.00	0.00	0.00	0.00	
Overpayment of expenses (e.g. personal benefits)	0.00	0.00	0.00	0.00	0.00	0.00	0.00	0.00	0.00	0.00	0.00	0.00	0.00	0.00	0.00	0.00	0.00	0.00	0.00	0.00	0.00	0.00	0.00	0.00	0.00	
Restitution for loss of government property	0.00	0.00	0.00	0.00	0.00	0.00	0.00	0.00	0.00	0.00	0.00	0.00	0.00	0.00	0.00	0.00	0.00	0.00	0.00	0.00	0.00	0.00	0.00	0.00	0.00	
Liquidated damages and similar claims	0.00	0.00	0.00	0.00	0.00	0.00	0.00	0.00	0.00	0.00	0.00	0.00	0.00	0.00	0.00	0.00	0.00	0.00	0.00	0.00	0.00	0.00	0.00	0.00	0.00	
Others (TEF, BTr, Documentary Stamp Tax, etc.)	0.00	0.00	0.00	0.00	0.00	0.00	0.00	0.00	0.00	0.00	0.00	0.00	0.00	0.00	0.00	0.00	0.00	0.00	0.00	0.00	0.00	0.00	0.00	0.00	0.00	
<b>TOTAL NON-CASH DISBURSEMENTS</b>	<b>614,545.10</b>	<b>170,751.43</b>	<b>0.00</b>	<b>0.00</b>	<b>785,296.53</b>	<b>0.00</b>	<b>0.00</b>	<b>0.00</b>	<b>0.00</b>	<b>0.00</b>	<b>0.00</b>	<b>0.00</b>	<b>0.00</b>	<b>0.00</b>	<b>0.00</b>	<b>785,296.53</b>	<b>0.00</b>	<b>0.00</b>	<b>0.00</b>	<b>0.00</b>	<b>614,545.10</b>	<b>170,751.43</b>	<b>0.00</b>	<b>0.00</b>	<b>785,296.53</b>	
<b>GRAND TOTAL</b>	<b>21,465,448.56</b>	<b>5,143,328.94</b>	<b>0.00</b>	<b>0.00</b>	<b>26,608,777.50</b>	<b>39,013.14</b>	<b>1,545,075.70</b>	<b>0.00</b>	<b>0.00</b>	<b>1,584,088.84</b>	<b>0.00</b>	<b>0.00</b>	<b>0.00</b>	<b>0.00</b>	<b>1,584,088.84</b>	<b>28,192,866.34</b>	<b>0.00</b>	<b>0.00</b>	<b>0.00</b>	<b>0.00</b>	<b>21,504,461.70</b>	<b>6,688,404.64</b>	<b>0.00</b>	<b>0.00</b>	<b>28,192,866.34</b>	

Particulars	Previous Report	This Month	As at Date
(1)	(2)	(3)	(4)
Total Disbursement Authorities Received	43,176,662.27	21,500,296.54	64,676,958.81
NCA	41,432,143.00	20,715,000.01	62,147,143.01
NTA	0.00	0.00	0.00
Working Fund	0.00	0.00	0.00
TRA	1,744,519.27	785,296.53	2,529,815.80
CDC	0.00	0.00	0.00
NCAA	0.00	0.00	0.00
Less: Notice of Transfer of Allocations (NTA)* issued	0.00	0.00	0.00
Total Disbursement Authorities Available	43,176,662.27	21,500,296.54	64,676,958.81
Less:	0.00	0.00	0.00
Lapsed NCA	0.00	2,370.73	2,370.73
Disbursements	34,737,202.46	27,407,569.81	62,144,772.27
Less: Other Non-Cash Disbursements	0.00	0.00	0.00
Disbursements effected through outright deductions from claims	0.00	0.00	0.00
Overpayment of expenses (e.g. personnel benefits)	0.00	0.00	0.00
Restitution for loss of government property	0.00	0.00	0.00
Liquidated damages and similar claims	0.00	0.00	0.00
Others (e.g. TEF, BTr, Docs Stamp, etc.)	0.00	0.00	0.00
Add/Less: Adjustments (e.g. cancelled/staled checks)	0.00	0.00	0.00
Balance of Disbursement Authorities as at date	8,439,459.81	(5,909,644.00)	2,529,815.81
Total Disbursements Program	43,176,662.27	21,500,296.53	64,676,958.80
Less: *Actual Disbursements	36,481,721.73	28,195,237.07	64,676,958.80
(Over)/Under spending	6,694,940.54	(6,694,940.54)	0.00

Notes: \* The use of NTA is discouraged  
 Notes: \*\* Amounts should tally with the grand total disbursement (column 27).

Certified Correct:  
  
 MA ROSSIEL V. BUNSE, CPA  
 ACCOUNTANT III  
 Date: April 16, 2024

Recommending Approval:  
  
 MARIA CRISTINA C. AZUJO, PH.D.  
 VICE PRESIDENT FOR ADMINISTRATION AND FINANCE  
 Date: April 16, 2024

Approved By:  
  
 DR. MARLO M. DE LA CRUZ, PECE  
 SUC PRESIDENT III  
 Date: April 16, 2024



**MONTHLY REPORT OF DISBURSEMENTS**  
For the month of February 2024

Department : State Universities and Colleges (SUCs)  
 Agency/Entity : Camarines Norte State College  
 Operating Unit : < not applicable >  
 Organizing Code (UACS) : 08 051 0000000  
 Fund Cluster : 01 - Regular Agency Fund

Particulars	Current Year Budget						Prior Year's Budget										Trust Liabilities					Grand Total					Remarks	
	PS	MOOE	FinEx	CO	TOTAL	Prior Year's Accounts Payable				Current Year's Accounts Payable					SUB-TOTAL	PS	MOOE	CO	TOTAL	PS	MOOE	FinEx	CO	TOTAL				
						PS	MOOE	FinEx	CO	Sub-Total	PS	MOOE	FinEx	CO											Sub-Total			
1	2	3	4	5	6=(2+3+4+5)	7	8	9	10	11=(7+8+9+10)	12	13	14	15	16=(12+13+14+15)	17=(11+16)	18=(17)	19	20	21	22=(19+20+21)	23	24	25	26	27=(23+24+25+26)	28	
CASH DISBURSEMENTS	12,324,708.78	2,547,511.37	0.00	0.00	14,872,220.15	238,772.76	1,232,403.41	0.00	0.00	1,469,176.17	0.00	0.00	0.00	0.00	0.00	1,469,176.17	16,341,396.32	0.00	0.00	0.00	0.00	12,561,481.54	3,779,914.78	0.00	0.00	0.00	16,341,396.32	
Notice of Cash Allocation (NCA)	12,324,708.78	2,547,511.37	0.00	0.00	14,872,220.15	238,772.76	1,232,403.41	0.00	0.00	1,469,176.17	0.00	0.00	0.00	0.00	0.00	1,469,176.17	16,341,396.32	0.00	0.00	0.00	0.00	12,561,481.54	3,779,914.78	0.00	0.00	0.00	16,341,396.32	
MDS Checks Issued	123,576.21	1,590,149.75	0.00	0.00	1,713,725.96	0.00	1,875.00	0.00	0.00	1,875.00	0.00	0.00	0.00	0.00	0.00	1,875.00	1,715,600.96	0.00	0.00	0.00	0.00	123,576.21	1,592,024.75	0.00	0.00	0.00	1,715,600.96	
Advice to Debit Account	12,201,132.57	957,361.62	0.00	0.00	13,158,494.19	238,772.76	1,230,528.41	0.00	0.00	1,467,301.17	0.00	0.00	0.00	0.00	0.00	1,467,301.17	14,625,795.36	0.00	0.00	0.00	0.00	12,437,905.33	2,187,890.03	0.00	0.00	0.00	14,625,795.36	
Notice of Transfer Allocations (NTA)	0.00	0.00	0.00	0.00	0.00	0.00	0.00	0.00	0.00	0.00	0.00	0.00	0.00	0.00	0.00	0.00	0.00	0.00	0.00	0.00	0.00	0.00	0.00	0.00	0.00	0.00	0.00	0.00
MDS Checks Issued	0.00	0.00	0.00	0.00	0.00	0.00	0.00	0.00	0.00	0.00	0.00	0.00	0.00	0.00	0.00	0.00	0.00	0.00	0.00	0.00	0.00	0.00	0.00	0.00	0.00	0.00	0.00	0.00
Advice to Debit Account	0.00	0.00	0.00	0.00	0.00	0.00	0.00	0.00	0.00	0.00	0.00	0.00	0.00	0.00	0.00	0.00	0.00	0.00	0.00	0.00	0.00	0.00	0.00	0.00	0.00	0.00	0.00	0.00
Working Fund for FAPs	0.00	0.00	0.00	0.00	0.00	0.00	0.00	0.00	0.00	0.00	0.00	0.00	0.00	0.00	0.00	0.00	0.00	0.00	0.00	0.00	0.00	0.00	0.00	0.00	0.00	0.00	0.00	0.00
Cash Disbursement Ceiling (CDC)	0.00	0.00	0.00	0.00	0.00	0.00	0.00	0.00	0.00	0.00	0.00	0.00	0.00	0.00	0.00	0.00	0.00	0.00	0.00	0.00	0.00	0.00	0.00	0.00	0.00	0.00	0.00	0.00
<b>TOTAL CASH DISBURSEMENTS</b>	<b>12,324,708.78</b>	<b>2,547,511.37</b>	<b>0.00</b>	<b>0.00</b>	<b>14,872,220.15</b>	<b>238,772.76</b>	<b>1,232,403.41</b>	<b>0.00</b>	<b>0.00</b>	<b>1,469,176.17</b>	<b>0.00</b>	<b>0.00</b>	<b>0.00</b>	<b>0.00</b>	<b>0.00</b>	<b>1,469,176.17</b>	<b>16,341,396.32</b>	<b>0.00</b>	<b>0.00</b>	<b>0.00</b>	<b>0.00</b>	<b>12,561,481.54</b>	<b>3,779,914.78</b>	<b>0.00</b>	<b>0.00</b>	<b>0.00</b>	<b>16,341,396.32</b>	
NON-CASH DISBURSEMENTS	614,545.10	170,751.43	0.00	0.00	785,296.53	0.00	0.00	0.00	0.00	0.00	0.00	0.00	0.00	0.00	0.00	0.00	785,296.53	0.00	0.00	0.00	0.00	614,545.10	170,751.43	0.00	0.00	0.00	785,296.53	
Tax Remittance Advices Issued (TRA)	614,545.10	170,751.43	0.00	0.00	785,296.53	0.00	0.00	0.00	0.00	0.00	0.00	0.00	0.00	0.00	0.00	0.00	785,296.53	0.00	0.00	0.00	0.00	614,545.10	170,751.43	0.00	0.00	0.00	785,296.53	
Non-Cash Availment Authority (NCAA)	0.00	0.00	0.00	0.00	0.00	0.00	0.00	0.00	0.00	0.00	0.00	0.00	0.00	0.00	0.00	0.00	0.00	0.00	0.00	0.00	0.00	0.00	0.00	0.00	0.00	0.00	0.00	0.00
Disbursements effected through outright deductions from claims (please specify...)	0.00	0.00	0.00	0.00	0.00	0.00	0.00	0.00	0.00	0.00	0.00	0.00	0.00	0.00	0.00	0.00	0.00	0.00	0.00	0.00	0.00	0.00	0.00	0.00	0.00	0.00	0.00	0.00
Overpayment of expenses(e.g. personnel benefits)	0.00	0.00	0.00	0.00	0.00	0.00	0.00	0.00	0.00	0.00	0.00	0.00	0.00	0.00	0.00	0.00	0.00	0.00	0.00	0.00	0.00	0.00	0.00	0.00	0.00	0.00	0.00	0.00
Restitution for loss of government property	0.00	0.00	0.00	0.00	0.00	0.00	0.00	0.00	0.00	0.00	0.00	0.00	0.00	0.00	0.00	0.00	0.00	0.00	0.00	0.00	0.00	0.00	0.00	0.00	0.00	0.00	0.00	0.00
Liquidated damages and similar claims	0.00	0.00	0.00	0.00	0.00	0.00	0.00	0.00	0.00	0.00	0.00	0.00	0.00	0.00	0.00	0.00	0.00	0.00	0.00	0.00	0.00	0.00	0.00	0.00	0.00	0.00	0.00	0.00
Others(TEF, BTr, Documentary Stamp Tax, etc.)	0.00	0.00	0.00	0.00	0.00	0.00	0.00	0.00	0.00	0.00	0.00	0.00	0.00	0.00	0.00	0.00	0.00	0.00	0.00	0.00	0.00	0.00	0.00	0.00	0.00	0.00	0.00	0.00
<b>TOTAL NON-CASH DISBURSEMENTS</b>	<b>614,545.10</b>	<b>170,751.43</b>	<b>0.00</b>	<b>0.00</b>	<b>785,296.53</b>	<b>0.00</b>	<b>0.00</b>	<b>0.00</b>	<b>0.00</b>	<b>0.00</b>	<b>0.00</b>	<b>0.00</b>	<b>0.00</b>	<b>0.00</b>	<b>0.00</b>	<b>0.00</b>	<b>785,296.53</b>	<b>0.00</b>	<b>0.00</b>	<b>0.00</b>	<b>0.00</b>	<b>614,545.10</b>	<b>170,751.43</b>	<b>0.00</b>	<b>0.00</b>	<b>0.00</b>	<b>785,296.53</b>	
<b>GRAND TOTAL</b>	<b>12,939,253.88</b>	<b>2,718,262.80</b>	<b>0.00</b>	<b>0.00</b>	<b>15,657,516.68</b>	<b>238,772.76</b>	<b>1,232,403.41</b>	<b>0.00</b>	<b>0.00</b>	<b>1,469,176.17</b>	<b>0.00</b>	<b>0.00</b>	<b>0.00</b>	<b>0.00</b>	<b>0.00</b>	<b>1,469,176.17</b>	<b>17,126,692.85</b>	<b>0.00</b>	<b>0.00</b>	<b>0.00</b>	<b>0.00</b>	<b>13,176,026.64</b>	<b>3,950,666.21</b>	<b>0.00</b>	<b>0.00</b>	<b>0.00</b>	<b>17,126,692.85</b>	

**SUMMARY**

Particulars (1)	Previous Report (2)	This Month (3)	As at Date (4)
Total Disbursement Authorities Received	21,670,222.75	21,496,296.53	43,166,519.28
NCA	20,711,000.01	20,711,000.00	41,422,000.01
NTA	0.00	0.00	0.00
Working Fund	0.00	785,296.53	785,296.53
TRA	959,222.74	0.00	959,222.74
CDC	0.00	0.00	0.00
NCAA	0.00	0.00	0.00
Less: Notice of Transfer of Allocations (NTA)* Issued	0.00	0.00	0.00
Total Disbursement Authorities Available	21,670,222.75	21,496,296.53	43,166,519.28
Less:	0.00	0.00	0.00
Lapsed NCA	0.00	0.00	0.00
Disbursements	18,395,806.15	16,341,396.31	34,737,202.46
Less: Other Non-Cash Disbursements	0.00	0.00	0.00
Disbursements effected through outright deductions from claims	0.00	0.00	0.00
Overpayment of expenses(e.g. personnel benefits)	0.00	0.00	0.00
Restitution for loss of government property	0.00	0.00	0.00
Liquidated damages and similar claims	0.00	0.00	0.00
Others (e.g. TEF, BTr, Docs Stamp, etc.)	0.00	0.00	0.00
Add/Less: Adjustments (e.g. cancelled/staled checks)	0.00	0.00	0.00
Balance of Disbursement Authorities as at date	3,274,416.60	5,154,900.22	8,429,316.82
Total Disbursements Program	21,670,222.74	21,496,296.53	43,166,519.27
Less: *Actual Disbursements	19,355,028.89	17,126,692.84	36,481,721.73
(Over)/Under spending	2,315,193.85	4,369,603.69	6,684,797.54

Notes: \* The use of NTA is discouraged  
 Notes: \*\* Amounts should tally with the grand total disbursement (column 27).

Certified Correct  
 MA. ROSABEL V. REJOSO, CPA  
 ACCOUNTANT III  
 Date: March 13, 2024

Recommending Approval  
 MARIA CRISTINA V. AZUELO, PH. D.  
 VICE PRESIDENT FOR ADMINISTRATION AND FINANCE  
 Date: March 13, 2024

Approved By:  
 DR. MARLO M. DE LA CRUZ, PECE  
 SUC PRESIDENT III  
 Da: March 13, 2024

**MONTHLY REPORT OF DISBURSEMENTS**  
For the month of January 2024

Department : State Universities and Colleges (SUCs)  
 Agency/Entity : Camarines Norte State College  
 Operating Unit : < not applicable >  
 Organization Code (UACS) : 08 051 0000000  
 Fund Cluster : 01 - Regular Agency Fund

Particulars	Current Year Budget					Prior Year's Budget					Current Year's Accounts Payable					TOTAL	SUB-TOTAL	Trust Liabilities			Grand Total					Remarks		
	PS	MOOE	FinEx	CO	TOTAL	PS	MOOE	FinEx	CO	Sub-Total	PS	MOOE	FinEx	CO	TOTAL			PS	MOOE	CO	TOTAL	PS	MOOE	FinEx	CO		TOTAL	
	2	3	4	5	6=(2+3+4+5)	7	8	9	10	11=(7+8+9+10)	12	13	14	15	16=(12+13+14+15)			17=(11+16)	18=(6+17)	19	20	21	22=(19+20+21)	23	24		25	26
CASH DISBURSEMENTS	9,388,040.73	4,483,000.58	0.00	0.00	13,869,041.31	2,942,995.21	1,583,769.64	0.00	0.00	4,526,764.85	0.00	0.00	0.00	0.00	4,526,764.85	18,395,806.16	0.00	0.00	0.00	0.00	12,329,035.94	6,066,770.22	0.00	0.00	0.00	18,395,806.16		
Notice of Cash Allocation (NCA)	9,388,040.73	4,483,000.58	0.00	0.00	13,869,041.31	2,942,995.21	1,583,769.64	0.00	0.00	4,526,764.85	0.00	0.00	0.00	0.00	4,526,764.85	18,395,806.16	0.00	0.00	0.00	0.00	12,329,035.94	6,066,770.22	0.00	0.00	0.00	18,395,806.16		
MDS Checks Issued	10,143.00	4,220,002.35	0.00	0.00	4,230,145.35	198,825.44	149,174.77	0.00	0.00	348,000.21	0.00	0.00	0.00	0.00	348,000.21	4,578,145.56	0.00	0.00	0.00	0.00	208,968.44	4,369,177.12	0.00	0.00	0.00	4,578,145.56		
Advice to Debit Account	9,375,897.73	262,998.23	0.00	0.00	9,638,895.96	2,744,169.77	1,434,594.87	0.00	0.00	4,178,764.64	0.00	0.00	0.00	0.00	4,178,764.64	13,817,660.60	0.00	0.00	0.00	0.00	12,120,067.50	1,697,593.10	0.00	0.00	0.00	13,817,660.60		
Notice of Transfer Allocations (NTA)	0.00	0.00	0.00	0.00	0.00	0.00	0.00	0.00	0.00	0.00	0.00	0.00	0.00	0.00	0.00	0.00	0.00	0.00	0.00	0.00	0.00	0.00	0.00	0.00	0.00	0.00		
MDS Checks Issued	0.00	0.00	0.00	0.00	0.00	0.00	0.00	0.00	0.00	0.00	0.00	0.00	0.00	0.00	0.00	0.00	0.00	0.00	0.00	0.00	0.00	0.00	0.00	0.00	0.00	0.00	0.00	
Advice to Debit Account	0.00	0.00	0.00	0.00	0.00	0.00	0.00	0.00	0.00	0.00	0.00	0.00	0.00	0.00	0.00	0.00	0.00	0.00	0.00	0.00	0.00	0.00	0.00	0.00	0.00	0.00	0.00	
Working Fund for FAPs	0.00	0.00	0.00	0.00	0.00	0.00	0.00	0.00	0.00	0.00	0.00	0.00	0.00	0.00	0.00	0.00	0.00	0.00	0.00	0.00	0.00	0.00	0.00	0.00	0.00	0.00	0.00	
Cash Disbursement Ceiling (CDC)	0.00	0.00	0.00	0.00	0.00	0.00	0.00	0.00	0.00	0.00	0.00	0.00	0.00	0.00	0.00	0.00	0.00	0.00	0.00	0.00	0.00	0.00	0.00	0.00	0.00	0.00	0.00	
<b>TOTAL CASH DISBURSEMENTS</b>	<b>9,388,040.73</b>	<b>4,483,000.58</b>	<b>0.00</b>	<b>0.00</b>	<b>13,869,041.31</b>	<b>2,942,995.21</b>	<b>1,583,769.64</b>	<b>0.00</b>	<b>0.00</b>	<b>4,526,764.85</b>	<b>0.00</b>	<b>0.00</b>	<b>0.00</b>	<b>0.00</b>	<b>4,526,764.85</b>	<b>18,395,806.16</b>	<b>0.00</b>	<b>0.00</b>	<b>0.00</b>	<b>0.00</b>	<b>12,329,035.94</b>	<b>6,066,770.22</b>	<b>0.00</b>	<b>0.00</b>	<b>0.00</b>	<b>18,395,806.16</b>		
NON-CASH DISBURSEMENTS	914,381.01	44,841.73	0.00	0.00	959,222.74	0.00	0.00	0.00	0.00	0.00	0.00	0.00	0.00	0.00	0.00	959,222.74	0.00	0.00	0.00	0.00	914,381.01	44,841.73	0.00	0.00	0.00	959,222.74		
Tax Remittance Advices Issued (TRA)	914,381.01	44,841.73	0.00	0.00	959,222.74	0.00	0.00	0.00	0.00	0.00	0.00	0.00	0.00	0.00	0.00	959,222.74	0.00	0.00	0.00	0.00	914,381.01	44,841.73	0.00	0.00	0.00	959,222.74		
Non-Cash Availment Authority (NCAA)	0.00	0.00	0.00	0.00	0.00	0.00	0.00	0.00	0.00	0.00	0.00	0.00	0.00	0.00	0.00	0.00	0.00	0.00	0.00	0.00	0.00	0.00	0.00	0.00	0.00	0.00	0.00	
Disbursements effected through outright deductions from claims (please specify...)	0.00	0.00	0.00	0.00	0.00	0.00	0.00	0.00	0.00	0.00	0.00	0.00	0.00	0.00	0.00	0.00	0.00	0.00	0.00	0.00	0.00	0.00	0.00	0.00	0.00	0.00	0.00	
Overpayment of expenses (e.g. personnel benefits)	0.00	0.00	0.00	0.00	0.00	0.00	0.00	0.00	0.00	0.00	0.00	0.00	0.00	0.00	0.00	0.00	0.00	0.00	0.00	0.00	0.00	0.00	0.00	0.00	0.00	0.00	0.00	
Restitution for loss of government property	0.00	0.00	0.00	0.00	0.00	0.00	0.00	0.00	0.00	0.00	0.00	0.00	0.00	0.00	0.00	0.00	0.00	0.00	0.00	0.00	0.00	0.00	0.00	0.00	0.00	0.00	0.00	
Liquidated damages and similar claims	0.00	0.00	0.00	0.00	0.00	0.00	0.00	0.00	0.00	0.00	0.00	0.00	0.00	0.00	0.00	0.00	0.00	0.00	0.00	0.00	0.00	0.00	0.00	0.00	0.00	0.00	0.00	
Others (TEF, BTR, Documentary Stamp Tax, etc.)	0.00	0.00	0.00	0.00	0.00	0.00	0.00	0.00	0.00	0.00	0.00	0.00	0.00	0.00	0.00	0.00	0.00	0.00	0.00	0.00	0.00	0.00	0.00	0.00	0.00	0.00	0.00	
<b>TOTAL NON-CASH DISBURSEMENTS</b>	<b>914,381.01</b>	<b>44,841.73</b>	<b>0.00</b>	<b>0.00</b>	<b>959,222.74</b>	<b>0.00</b>	<b>0.00</b>	<b>0.00</b>	<b>0.00</b>	<b>0.00</b>	<b>0.00</b>	<b>0.00</b>	<b>0.00</b>	<b>0.00</b>	<b>0.00</b>	<b>959,222.74</b>	<b>0.00</b>	<b>0.00</b>	<b>0.00</b>	<b>0.00</b>	<b>914,381.01</b>	<b>44,841.73</b>	<b>0.00</b>	<b>0.00</b>	<b>0.00</b>	<b>959,222.74</b>		
<b>GRAND TOTAL</b>	<b>10,300,421.74</b>	<b>4,527,842.31</b>	<b>0.00</b>	<b>0.00</b>	<b>14,828,264.05</b>	<b>2,942,995.21</b>	<b>1,583,769.64</b>	<b>0.00</b>	<b>0.00</b>	<b>4,526,764.85</b>	<b>0.00</b>	<b>0.00</b>	<b>0.00</b>	<b>0.00</b>	<b>4,526,764.85</b>	<b>19,355,028.90</b>	<b>0.00</b>	<b>0.00</b>	<b>0.00</b>	<b>0.00</b>	<b>13,243,416.95</b>	<b>6,111,611.95</b>	<b>0.00</b>	<b>0.00</b>	<b>0.00</b>	<b>19,355,028.90</b>		

**SUMMARY**

Particulars (1)	Previous Report (2)	This Month (3)	As at Date (4)
Total Disbursement Authorities Received	0.00	21,670,222.75	21,670,222.75
NCA	0.00	20,711,000.01	20,711,000.01
NTA	0.00	0.00	0.00
Working Fund	0.00	0.00	0.00
TRA	0.00	959,222.74	959,222.74
CDC	0.00	0.00	0.00
NCAA	0.00	0.00	0.00
Less: Notice of Transfer of Allocations (NTA)* Issued	0.00	0.00	0.00
Total Disbursement Authorities Available	0.00	21,670,222.75	21,670,222.75
Less:	0.00	0.00	0.00
Lapsed NCA	0.00	0.00	0.00
Disbursements	0.00	18,395,806.15	18,395,806.15
Less: Other Non-Cash Disbursements	0.00	0.00	0.00
Disbursements effected through outright deductions from claims	0.00	0.00	0.00
Overpayment of expenses (e.g. personnel benefits)	0.00	0.00	0.00
Restitution for loss of government property	0.00	0.00	0.00
Liquidated damages and similar claims	0.00	0.00	0.00
Others (e.g. TEF, BTR, Docs Stamp, etc.)	0.00	0.00	0.00
Add/Less: Adjustments (e.g. cancelled/staled checks)	0.00	0.00	0.00
Balance of Disbursement Authorities as at date	0.00	3,274,416.60	3,274,416.60
Total Disbursements Program	0.00	21,670,222.74	21,670,222.74
Less: *Actual Disbursements	0.00	19,355,028.89	19,355,028.89
(Over)/Under spending	0.00	2,315,193.85	2,315,193.85

Notes: \* The use of NTA is discouraged  
 Notes: \*\* Amounts should tally with the grand total disbursement (column 27)

Certified Correct:  
 MA. ROSSIE V. REJONDO, CPA  
 ACCOUNTANT III  
 Date: 1/30/2024

Recommended by:  
 MARIA CRISTINA C. AQUELO, PH. D.  
 VICE PRESIDENT FOR ADMINISTRATION  
 Date: 1/30/2024

Approved by:  
 DR. MARLO M. DELA CRUZ, PECE  
 SUC PRESIDENT III  
 Date: 15/02/2024