

QUARTERLY PHYSICAL REPORT OF OPERATION


As of December 31, 2022

Department : State Universities and Colleges (SUCs)
 Agency : Camarines Norte State College
 Operating Unit : < not applicable >
 Organization Code (UACS) : 08 051 000000

Particulars	UACS CODE	Physical Target (Budget Year)					Physical Accomplishment (Budget Year)					Variance as of 12/31/2022	Remarks
		1st Quarter	2nd Quarter	3rd Quarter	4th Quarter	Total	1st Quarter	2nd Quarter	3rd Quarter	4th Quarter	Total		
1	2	3	4	5	6	7	8	9	10	11	12	13	14
HIGHER EDUCATION PROGRAM	31010000000000												
OO : Relevant and quality tertiary education ensured to achieve inclusive growth and access of poor but deserving students to quality tertiary education increased													
Outcome Indicators													
1. Percentage of first-time licensure exam takers that pass the licensure exams					60%	60%	78%	69%	71%	67%	67%	7%	
2. Percentage of graduates (2 years prior) that are employed					80%	80%			72%	80%	80%	0%	
Output Indicators													
1. Percentage of undergraduate students enrolled in CHED-identified and RDC-identified priority programs				55%		55%			58%		58%	1%	
2. Percentage of undergraduate programs with accreditation					100%	100%	100%	100%	100%	100%	100%	0%	
ADVANCED EDUCATION PROGRAM	32010000000000												
OO : Higher education research improved to promote economic productivity and innovation													
Outcome Indicator													
1. Percentage of graduate school faculty engaged in research work applied in any of the following:													
a. pursuing advanced research degree programs (Ph.D.) or					14.29% (2/14)	14.29% (2/14)	14.29% (2/14)		14.29% (2/14)	14.29% (2/14)	14.29% (2/14)	0%	
b. actively pursuing within the last three (3) years (investigative research, basic and applied scientific research, policy research, social science research) or					71.42% (10/14)	71.42% (10/14)	64.29% (9/14)	71.42 (10/14)	79% (11/14)	79% (11/14)	79% (11/14)	7.56%	
c. producing technologies for commercialization or livelihood improvement or					7.14% (1/14)	7.14% (1/14)	21.43% (3/14)	21.43% (3/14)	21.43% (3/14)	21.43% (3/14)	21.43% (3/14)	14.29%	
d. whose research work resulted in an extension program					14.28% (2/14)	14.28% (2/14)	28.57% (4/14)	35.71% (5/14)	35.71% (5/14)	35.71% (5/14)	35.71% (5/14)	21.46%	
Output Indicators													
1. Percentage of graduate students enrolled in CHED-identified or RDC-identified priority programs				37%		37%		On-going	44%		44%	7%	
2. Percentage of accredited graduate programs					100% (3/3)	100% (3/3)	100% (3/3)	100% (3/3)	100% (3/3)	100% (3/3)	100% (3/3)	0%	
RESEARCH PROGRAM	32020000000000												
OO : Higher education research improved to promote economic productivity and innovation													
Outcome Indicator													
1. Number of research outputs in the last three years utilized by the industry or by other beneficiaries					2	2	1	-		2	3	2	
Output Indicators													
1. Number of research outputs completed within the year					14	14	3	3	4	5	15	1	
2. Percentage of research outputs					60%	60%	8% (1/12)	18% (2/15)	10% (3/28)	65.38%	65.38% (17/28)	5.38%	


Department : State Universities and Colleges (SUCs)
 Agency : Camarines Norte State College
 Operating Unit : < not applicable >
 Organization Code (UACS) : 08 051 0000000

Particulars	UACS CODE	Physical Target (Budget Year)					Physical Accomplishment (Budget Year)					Variance as of 12/31/2022	Remarks
		1st Quarter	2nd Quarter	3rd Quarter	4th Quarter	Total	1st Quarter	2nd Quarter	3rd Quarter	4th Quarter	Total		
1	-2	3	4	5	6	7	8	9	10	11	12	13	14
										(17/26)			
presented in national, regional, and international fora within the year													
TECHNICAL ADVISORY EXTENSION PROGRAM	3301000000000000												
OO : Community engagement increased													
Outcome Indicator													
1. Number of active partnerships with LGUs, industries, NGOs, NGAs, SMEs, and other stakeholders as a result of extension activities					10	10	4	3	5	6	18	8	
Output Indicators													
1. Number of trainees weighted by the length of training					2500	2,500	1972	2157	192	9041	13362	10862	
2. Number of extension programs organized and supported consistent with the SUC's mandated and priority programs					4	4	3	1	2		6	2	
3. Percentage of beneficiaries who rate the training course/s as satisfactory or higher in terms of quality and relevance					95%	95%	100%	100%	100%	100%	100%	5%	

Prepared By: 
 Date:

In coordination with:

MARIA CRISTINA C. AZUELO, PH. D.
 VP for Administration and Finance

Approved By:
DR. MARLO M. DE LA CRUZ, PECE
 COLLEGE PRESIDENT

 By Authority of the President

QUARTERLY PHYSICAL REPORT OF OPERATION
As of September 30, 2022

Department : State Universities and Colleges (SUCs)
 Agency : Camarines Norte State College
 Operating Unit : < not applicable >
 Organization Code (UACS) : 08 051 0000000

Particulars	UACS CODE	Physical Target (Budget Year)					Physical Accomplishment (Budget Year)					Variance	Remarks
		1st Quarter	2nd Quarter	3rd Quarter	4th Quarter	Total	1st Quarter	2nd Quarter	3rd Quarter	4th Quarter	Total		
1	2	3	4	5	6	7	8	9	10	11	12	13	14
HIGHER EDUCATION PROGRAM	31010000000000												
OO : Relevant and quality tertiary education ensured to achieve inclusive													
Outcome Indicators													
1. Percentage of first-time licensure exam takers that pass the licensure exams					80%	80%	79%	80%	71%				
2. Percentage of graduates (2 years prior) that are employed					80%	80%			72%				
Output Indicators													
1. Percentage of undergraduate students enrolled in CHED-identified and RDC-identified priority programs				55%		55%			50%				
2. Percentage of undergraduate programs with accreditation					100%	100%	100%	100%	100%				
ADVANCED EDUCATION PROGRAM	32010000000000												
OO : Higher education research improved to promote economic													
Outcome Indicator													
1. Percentage of graduate school faculty engaged in research work applied in any of the following:													
a. pursuing advanced research degree programs (Ph.D.) or					14.28% (2/14)	14.28% (2/14)	14.28% (2/14)		14.28% (2/14)				
b. actively pursuing within the last three (3) years (investigative research, basic and applied scientific research, policy research, social science research) or					71.42% (10/14)	71.42% (10/14)	64.29% (9/14)	71.42% (10/14)	79% (11/14)				
c. producing technologies for commercialization or livelihood improvement or					7.14% (1/14)	7.14% (1/14)	21.43% (3/14)	21.43% (3/14)	21.43% (3/14)				
d. whose research work resulted in an extension program					14.28% (2/14)	14.28% (2/14)	28.57% (4/14)	35.71% (5/14)	35.71% (5/14)				
Output Indicators													
1. Percentage of graduate students enrolled in CHED-identified or RDC-identified priority programs				37%		37%		On-going	44%				
2. Percentage of accredited graduate programs					100% (3/3)	100% (3/3)	100% (3/3)	100% (3/3)	100% (3/3)				
RESEARCH PROGRAM	32020000000000												
OO : Higher education research improved to promote economic													
Outcome Indicator													
1. Number of research outputs in the last three years utilized by the industry or by other beneficiaries					2	2	1	-					
Output Indicators													
1. Number of research outputs completed					14	14	3	3	4				

Particulars	UACS CODE	Physical Target (Budget Year)					Physical Accomplishment (Budget Year)					Variance	Remarks
		1st Quarter	2nd Quarter	3rd Quarter	4th Quarter	Total	1st Quarter	2nd Quarter	3rd Quarter	4th Quarter	Total		
1	2	3	4	5	6	7	8	9	10	11	12	13	14
within the year													
2. Percentage of research outputs presented in national, regional, and international fora within the year					80%	80%	8% (1/12)	16% (2/15)	10% (3/28)				
TECHNICAL ADVISORY EXTENSION PROGRAM	3301000000000000												
OO : Community engagement increased													
Outcome Indicator													
1. Number of active partnerships with LGUs, industries, NGOs, NGAs, SMEs, and other stakeholders as a result of extension activities					10	10	4	12	5				
Output Indicators													
1. Number of trainees weighted by the length of training					2500	2,500	1972	2157	192				
2. Number of extension programs organized and supported consistent with the SUC's mandated and priority programs					4	4	3	1	2				
3. Percentage of beneficiaries who rate the training course/s as satisfactory or higher in terms of quality and relevance					95%	95%	100%	100%	100%				

Prepared By:


ENGR. ASEN N. DINO
 IPEO DIRECTOR

In coordination with:


MARIA CRISTINA C. AZUELO, Ph.D.
 VP for Administration and Finance

Approved By:


DR. MARLO M. DE LA CRUZ, PECE
 COLLEGE PRESIDENT

QUARTERLY PHYSICAL REPORT OF OPERATION

As of June 30, 2022

Department : State Universities and Colleges (SUCs)
 Agency : Camarines Norte State College
 Operating Unit : < not applicable >
 Organization Code (UACS) : 08 051 0000000

Particulars	UACS CODE	Physical Target (Budget Year)					Physical Accomplishment (Budget Year)					Variance	Remarks
		1st Quarter	2nd Quarter	3rd Quarter	4th Quarter	Total	1st Quarter	2nd Quarter	3rd Quarter	4th Quarter	Total		
1	2	3	4	5	6	7	8	9	10	11	12	13	14
HIGHER EDUCATION PROGRAM	3101000000000000												
OO : Relevant and quality tertiary education ensured to achieve inclusive													
Outcome Indicators													
1. Percentage of first-time licensure exam takers that pass the licensure exams					80%	80%	70%	80%					
2. Percentage of graduates (2 years prior) that are employed					80%	80%							
Output Indicators													
1. Percentage of undergraduate students enrolled in CHED-identified and RDC-identified priority programs				55%		55%							
2. Percentage of undergraduate programs with accreditation					100%	100%	100%	100%					
ADVANCED EDUCATION PROGRAM	3201000000000000												
OO : Higher education research improved to promote economic													
Outcome Indicator													
1. Percentage of graduate school faculty engaged in research work applied in any of the following:													
a. pursuing advanced research degree programs (Ph.D.) or					14.28% (2/14)	14.28% (2/14)	14.28% (2/14)						
b. actively pursuing within the last three (3) years (investigative research, basic and applied scientific research, policy research, social science research) or					71.42% (10/14)	71.42% (10/14)	64.28% (9/14)	71.42 (10/14)					
c. producing technologies for commercialization or livelihood improvement or					7.14% (1/14)	7.14% (1/14)	21.43% (3/14)	21.43% (3/14)					
d. whose research work resulted in an extension program					14.28% (2/14)	14.28% (2/14)	28.57% (4/14)	35.71% (5/14)					
Output Indicators													
1. Percentage of graduate students enrolled in CHED-identified or RDC-identified priority programs				37%		37%		On-going					
2. Percentage of accredited graduate programs					100% (3/3)	100% (3/3)	100% (3/3)	100% (3/3)					
RESEARCH PROGRAM	3202000000000000												
OO : Higher education research improved to promote economic													
Outcome Indicator													
1. Number of research outputs in the last three years utilized by the industry or by other beneficiaries					2	2	1	-					
Output Indicators													
1. Number of research outputs completed					14	14	3	3					

Department : State Universities and Colleges (SUCs)
 Agency : Camarines Norte State College
 Operating Unit : < not applicable >
 Organization Code (UACS) : 08 051 0000000

Particulars	UACS CODE	Physical Target (Budget Year)					Physical Accomplishment (Budget Year)					Variance	Remarks
		1st Quarter	2nd Quarter	3rd Quarter	4th Quarter	Total	1st Quarter	2nd Quarter	3rd Quarter	4th Quarter	Total		
1	2	3	4	5	6	7	8	9	10	11	12	13	14
within the year													
2. Percentage of research outputs presented in national, regional, and international fora within the year					80%	80%	46.67% (7/15)	100% (15/15)					
TECHNICAL ADVISORY EXTENSION PROGRAM	3301000000000000												
OO Community engagement increased													
Outcome Indicator													
1 Number of active partnerships with LGUs, industries, NGOs, NGAs, SMEs, and other stakeholders as a result of extension activities					10	10	4	12					
Output Indicators													
1 Number of trainees weighted by the length of training					2500	2,500	1972	2098					
2 Number of extension programs organized and supported consistent with the SUC's mandated and priority programs					4	4	3	1					
3 Percentage of beneficiaries who rate the training course/s as satisfactory or higher in terms of quality and relevance					95%	95%	100%	100%					

Approved By:
ENGR. ASER N. LYNO
 IPDO DIRECTOR

In coordination with:
MARIA CRISTINA AZUELO, Ph.D
 VP for Administration and Finance

Approved By:
DR. MARLO M. DE LA CRUZ, MEd
 COLLEGE PRESIDENT

QUARTERLY PHYSICAL REPORT OF OPERATION

As of March 31, 2022


Department : State Universities and Colleges (SUCs)
 Agency : Camarines Norte State College
 Operating Unit : < not applicable >
 Organization Code (UACS) : 08 051 0000000

Particulars	UACS CODE	Physical Target (Budget Year)					Physical Accomplishment (Budget Year)					Variance	Remarks
		1st Quarter	2nd Quarter	3rd Quarter	4th Quarter	Total	1st Quarter	2nd Quarter	3rd Quarter	4th Quarter	Total		
1	2	3	4	5	6	7	8	9	10	11	12	13	14
HIGHER EDUCATION PROGRAM	310100000000000												
OO : Relevant and quality tertiary education ensured to achieve inclusive													
Outcome Indicators													
1. Percentage of first-time licensure exam takers that pass the licensure exams					60%	60%	70%						
2. Percentage of graduates (2 years prior) that are employed					80%	80%							
Output Indicators													
1. Percentage of undergraduate students enrolled in CHED-identified and RDC-identified priority programs				55%		55%							
2. Percentage of undergraduate programs with accreditation					100%	100%	100%						
ADVANCED EDUCATION PROGRAM	320100000000000												
OO : Higher education research improved to promote economic													
Outcome Indicator													
1. Percentage of graduate school faculty engaged in research work applied in any of the following:													
a. pursuing advanced research degree programs (Ph.D.) or					14.29% (2/14)	14.29% (2/14)	14.29% (2/14)						
b. actively pursuing within the last three (3) years (investigative research, basic and applied scientific research, policy research, social science research) or					71.42% (10/14)	71.42% (10/14)	57.14% (8/14)						
c. producing technologies for commercialization or livelihood improvement or					7.14% (1/14)	7.14% (1/14)	7.14% (1/14)						
d. whose research work resulted in an extension program					14.28% (2/14)	14.28% (2/14)	28.57% (4/14)						
Output Indicators													
1. Percentage of graduate students enrolled in CHED-identified or RDC-identified priority programs				37%		37%							
2. Percentage of accredited graduate programs					100% (3/3)	100% (3/3)	100% (3/3)						
RESEARCH PROGRAM	320200000000000												
OO : Higher education research improved to promote economic													
Outcome Indicator													
1. Number of research outputs in the last three years utilized by the industry or by other beneficiaries					2	2	1						
Output Indicators													
1. Number of research outputs completed					14	14	3						


Department : State Universities and Colleges (SUCs)
 Agency : Camarines Norte State College
 Operating Unit : < not applicable >
 Organization Code (UACS) : 08 051 0000000

Particulars	UACS CODE	Physical Target (Budget Year)					Physical Accomplishment (Budget Year)					Variance	Remarks
		1st Quarter	2nd Quarter	3rd Quarter	4th Quarter	Total	1st Quarter	2nd Quarter	3rd Quarter	4th Quarter	Total		
1	2	3	4	5	6	7	8	9	10	11	12	13	14
within the year													
2. Percentage of research outputs presented in national, regional, and international fora within the year					80%	80%	46.67% (7/15)						
TECHNICAL ADVISORY EXTENSION PROGRAM	33010000000000												
OO - Community engagement increased													
Outcome Indicator													
1. Number of active partnerships with LGUs, industries, NGOs, NGAs, SMEs, and other stakeholders as a result of extension activities					10	10	4						
Output Indicators													
1. Number of trainees weighted by the length of training					2500	2,500	1972						
2. Number of extension programs organized and supported consistent with the SUC's mandated and priority programs					4	4	3						
3. Percentage of beneficiaries who rate the training course/s as satisfactory or higher in terms of quality and relevance					95%	95%	100%						

Prepared By:


 RUGER JAY L. DE VELA, Ph.D.
 Director IPDD

In coordination with:


 MARIA CRISTINA C. AZUELO, Ph.D.
 VP for Administration and Finance

Approved By:


 DR. MARLO M. DELA CRUZ, PECE
 COLLEGE PRESIDENT