


QUARTERLY PHYSICAL REPORT OF OPERATION
As of December 31, 2021


Department : State Universities and Colleges (SUCs)
Agency : Camarines Norte State College
Operating Unit : < not applicable >
Organization Code (UACS) : 08 051 0000000


Particulars	UACS CODE	Physical Target (Budget Year)					Physical Accomplishment (Budget Year)					Variance	Remarks
		1st Quarter	2nd Quarter	3rd Quarter	4th Quarter	Total	1st Quarter	2nd Quarter	3rd Quarter	4th Quarter	Total		
1	2	3	4	5	6	7	8	9	10	11	12	13	14
HIGHER EDUCATION PROGRAM	31010000000000												
OO : Relevant and quality tertiary education ensured to achieve inclusive													
Outcome Indicators													
1. Percentage of first-time licensure exam takers that pass the licensure exams					60%	60%	-	-	59% (22/37)	46.6% (48/103)	46.6% (48/103)	-13.4%	
2. Percentage of graduates (2 years prior) that are employed					77%	77%	-	-	74% (1,208/1,633)	83% (1,349/1,633)	83% (1,349/1,633)	+6%	
Output Indicators													
1. Percentage of undergraduate students enrolled in CHED-identified and RDC-identified priority programs				40%		40%	-	-	49% (4,553/4,742)		49% (4,553/4,742)	+9%	
2. Percentage of undergraduate programs with accreditation					100%	100%	100%	100%	100%	100%	100%	0%	
ADVANCED EDUCATION PROGRAM	32010000000000												
OO : Higher education research improved to promote economic													
Outcome Indicators													
1. Percentage of graduate school faculty engaged in research work applied in any of the following:													
a. pursuing advanced research degree programs (Ph.D.) or					100%	100%	-	(1/1) 100%	-	(2/1) 200%	2	+100%	
b. actively pursuing within the last three (3) years (investigative research, basic and applied scientific research, policy research, social science research) or					(2/14) 14.29%	(2/14) 14.29%	(5/14) 36%	(9/14) 64%	(9/14) 64%	(9/14) 64%	(9/14) 64%	+49.71	
c. producing technologies for commercialization or livelihood improvement or					(1/14) 7.14%	(1/14) 7.14%	-	-	-	(2/14) 14.29%	(2/14) 14.29%	+7.15%	
d. whose research work resulted in an extension program					(1/14) 7.14%	(1/14) 7.14%	-	(2/14) 14.28%	(2/14) 14.28%	(6/14) 42.86%	(6/14) 42.86%	+35.72%	
Output Indicators													
1. Percentage of graduate students enrolled in CHED-identified or RDC-identified priority programs				34%		34%	-	-	(78/194) 40%		(78/194) 40%	+6%	
2. Percentage of accredited graduate programs					100%	100%	100%	100%	100%	100%	100%		
RESEARCH PROGRAM	32020000000000												
OO : Higher education research improved to promote economic													
Outcome Indicator													
1. Number of research outputs in the last three years utilized by the industry or by other beneficiaries					1	1	1				1		
Output Indicators													

Department : State Universities and Colleges (SUCs)
 Agency : Camarines Norte State College
 Operating Unit : < not applicable >
 Organization Code (UACS) : 08 051 0000000

Particulars	UACS CODE	Physical Target (Budget Year)					Physical Accomplishment (Budget Year)					Variance	Remarks
		1st Quarter	2nd Quarter	3rd Quarter	4th Quarter	Total	1st Quarter	2nd Quarter	3rd Quarter	4th Quarter	Total		
1	2	3	4	5	6	7	8	9	10	11	12	13	14
1. Number of research outputs completed within the year					12	12	-	3	2	10	15	+3	
2. Percentage of research outputs presented in national, regional, and international fora within the year					59%	59%				(35/55) 63%	(35/55) 63%	+4%	
TECHNICAL ADVISORY EXTENSION PROGRAM	33010000000000												
OO : Community engagement increased													
Outcome Indicator													
1. Number of active partnerships with LGUs, industries, NGOs, NGAs, SMEs, and other stakeholders as a result of extension activities					3	3	9	4	-	1	14	+11	
Output Indicators													
1. Number of trainees weighted by the length of training					1,250	1,250	1,355	2811	2990	4545	11,701	+10,451	
2. Number of extension programs organized AND supported CONSISTENT WITH the SUC's mandated and priority programs					3	3	5	-			5	+2	
3. Percentage of beneficiaries who rate the training course/s as satisfactory or higher in terms of quality and relevance					95%	95%	(1,355/1,360) 99.63%	(1,277/1,285) 99.38%	(1,135/1,139) 99.65%	(2,029/2,038) 99.60%	(5,796/5,822) 99.55%	+4.55	

Prepared By: 
ROGER JAY L. DE VELA, Ph.D.
 Director IPDO

In coordination with: 
MARIA CRISTINA C. AZUELO, Ph.D.
 VP for Administration and Finance

Approved By: 
DR. MANOLO M. DE LA CRUZ, PECE
 COLLEGE PRESIDENT

QUARTERLY PHYSICAL REPORT OF OPERATION

As of September 30, 2021

Department : State Universities and Colleges (SUCs)
 Agency : Camarines Norte State College
 Operating Unit : < not applicable >
 Organization Code (UACS) : 08 051 0000000


Particulars	UACS CODE	Physical Target (Budget Year)					Physical Accomplishment (Budget Year)					Variance	Remarks
		1st Quarter	2nd Quarter	3rd Quarter	4th Quarter	Total	1st Quarter	2nd Quarter	3rd Quarter	4th Quarter	Total		
1	2	3	4	5	6	7	8	9	10	11	12	13	14
HIGHER EDUCATION PROGRAM	3101000000000000												
OO : Relevant and quality tertiary education ensured to achieve inclusive													
Outcome Indicators													
1. Percentage of first-time licensure exam takers that pass the licensure exams					60%	60%	-	-	59% (22/37)				
2. Percentage of graduates (2 years prior) that are employed					77%	77%	-	-	74% (1,208/1,633)				
Output Indicators													
1. Percentage of undergraduate students enrolled in CHED-identified and RDC-identified priority programs				40%		40%	-	-	40% (3723/9298)				
2. Percentage of undergraduate programs with accreditation					100%	100%	100%	100%	100%				
ADVANCED EDUCATION PROGRAM	3201000000000000												
OO : Higher education research improved to promote economic													
Outcome Indicators													
1. Percentage of graduate school faculty engaged in research work applied in any of the following:													
a. pursuing advanced research degree programs (Ph.D.) or					100%	100%	-	1	-				
b. actively pursuing within the last three (3) years (investigative research, basic and applied scientific research, policy research, social science research) or					(2/14) 14.29%	(2/14) 14.29%	(5/14) 36%	(8/14) 64%	(9/14) 64%				
c. producing technologies for commercialization or livelihood improvement or					(1/14) 7.14%	(1/14) 7.14%	-	-	-				
d. whose research work resulted in an extension program					(1/14) 7.14%	(1/14) 7.14%	-	2/14) 14.28%	2/14) 14.28%				
Output Indicators													
1. Percentage of graduate students enrolled in CHED-identified or RDC-identified priority programs				34%		34%	-	-	59% (115/194)				
2. Percentage of accredited graduate programs					100%	100%	100%	100%	100%				
RESEARCH PROGRAM	3202000000000000												
OO : Higher education research improved to promote economic													
Outcome Indicator													
1. Number of research outputs in the last three years utilized by the industry or by other beneficiaries					1	1	1						
Output Indicators													

Operating Unit :

Organization Code (UACS) : 08 051 0000000

Particulars	UACS CODE	Physical Target (Budget Year)					Physical Accomplishment (Budget Year)					Variance	Remarks
		1st Quarter	2nd Quarter	3rd Quarter	4th Quarter	Total	1st Quarter	2nd Quarter	3rd Quarter	4th Quarter	Total		
1	2	3	4	5	6	7	8	9	10	11	12	13	14
1. Number of research outputs completed within the year					12	12	-	3	2				
2. Percentage of research outputs presented in national, regional, and international fora within the year					59%	59%							
TECHNICAL ADVISORY EXTENSION PROGRAM	330100000000000												
OO : Community engagement increased													
Outcome Indicator													
1. Number of active partnerships with LGUs, industries, NGOs, NGAs, SMEs, and other stakeholders as a result of extension activities					3	3	9	4	-				
Output Indicators													
1. Number of trainees weighted by the length of training					1,250	1,250	1,355	2811	2990				
2. Number of extension programs organized AND supported CONSISTENT WITH the SUC's mandated and priority programs					3	3	5	-					
3. Percentage of beneficiaries who rate the training course/s as satisfactory or higher in terms of quality and relevance					95%	95%	99.6%	99.4%	99%				


Prepared By:


ROGER JAY C. DE VELA, Ph.D.
 Director IPDO

In coordination with:


MARIA CRISTINA C. AZUELO, Ph.D.
 VP for Administration and Finance

Approved By:


DR. MARIO M. DE LA CRUZ, PECE
 College President

QUARTERLY PHYSICAL REPORT OF OPERATION
As of June 30, 2021

Department : State Universities and Colleges (SUCs)
Agency : Camarines Norte State College
Operating Unit : < not applicable >
Organization Code (UACS) : 08 051 0000000

Particulars	UACS CODE	Physical Target (Budget Year)					Physical Accomplishment (Budget Year)					Variance	Remarks
		1st Quarter	2nd Quarter	3rd Quarter	4th Quarter	Total	1st Quarter	2nd Quarter	3rd Quarter	4th Quarter	Total		
1	2	3	4	5	6	7	8	9	10	11	12	13	14
HIGHER EDUCATION PROGRAM	3101000000000000												
OO : Relevant and quality tertiary education ensured to achieve inclusive													
Outcome Indicators													
1. Percentage of first-time licensure exam takers that pass the licensure exams					60%	60%	-	-					
2. Percentage of graduates (2 years prior) that are employed					77%	77%	-	-					
Output Indicators													
1. Percentage of undergraduate students enrolled in CHED-identified and RDC-identified priority programs				40%		40%	-	-					
2. Percentage of undergraduate programs with accreditation					100%	100%	100%	100%					
ADVANCED EDUCATION PROGRAM	3201000000000000												
OO : Higher education research improved to promote economic													
Outcome Indicators													
1. Percentage of graduate school faculty engaged in research work applied in any of the following:													
a. pursuing advanced research degree programs (Ph.D.) or					100%	100%	-	1					
b. actively pursuing within the last three (3) years (investigative research, basic and applied scientific research, policy research, social science research) or					(2/14) 14.29%	(2/14) 14.29%	(5/14) 36%	(9/14) 64%					
c. producing technologies for commercialization or livelihood improvement or					(1/14) 7.14%	(1/14) 7.14%	-	-					
d. whose research work resulted in an extension program					(1/14) 7.14%	(1/14) 7.14%	-	(2/14) 14.28%					
Output Indicators													
1. Percentage of graduate students enrolled in CHED-identified or RDC-identified priority programs				34%		34%	-	-					
2. Percentage of accredited graduate programs					100%	100%	100%	100%					
RESEARCH PROGRAM	3202000000000000												
OO : Higher education research improved to promote economic													
Outcome Indicator													
1. Number of research outputs in the last three years utilized by the industry or by other beneficiaries					1	1	1						
Output Indicators													
1. Number of research outputs completed					12	12	-	3					

Department : State Universities and Colleges (SUCs)
 Agency : Camarines Norte State College
 Operating Unit : < not applicable >
 Organization Code (UACS) : 08 051 0000000

Particulars	UACS CODE	Physical Target (Budget Year)					Physical Accomplishment (Budget Year)					Variance	Remarks
		1st Quarter	2nd Quarter	3rd Quarter	4th Quarter	Total	1st Quarter	2nd Quarter	3rd Quarter	4th Quarter	Total		
1	2	3	4	5	6	7	8	9	10	11	12	13	14
within the year													
2. Percentage of research outputs presented in national, regional, and international fora within the year					59%	59%	(22/23) 96%						
TECHNICAL ADVISORY EXTENSION PROGRAM	33010000000000												
OO : Community engagement increased													
Outcome Indicator													
1. Number of active partnerships with LGUs, industries, NGOs, NGAs, SMEs, and other stakeholders as a result of extension activities					3	3	9	4					
Output Indicators													
1. Number of trainees weighted by the length of training					1,250	1,250	1,355	2811					
2. Number of extension programs organized AND supported CONSISTENT WITH the SUC's mandated and priority programs					3	3	5	-					
3. Percentage of beneficiaries who rate the training course/s as satisfactory or higher in terms of quality and relevance					95%	95%	99.6%	99.4%					

Prepared By:

ROGER JAY L. DE VELA, Ph.D.
 Director IPDO

In coordination with:

LILIBETH A. ROXAS, Ph.D.
 VP for Administration & Finance

Approved By:

DIR. FREDDIE T. BERNAL, CESO III
 OIC-Office of the President

QUARTERLY PHYSICAL REPORT OF OPERATION

As of March 31, 2021


Department : State Universities and Colleges (SUCs)
 Agency : Camarines Norte State College
 Operating Unit : < not applicable >
 Organization Code (UACS) : 08 051 0000000


Particulars	UACS CODE	Physical Target (Budget Year)					Physical Accomplishment (Budget Year)					Variance	Remarks
		1st Quarter	2nd Quarter	3rd Quarter	4th Quarter	Total	1st Quarter	2nd Quarter	3rd Quarter	4th Quarter	Total		
1	2	3	4	5	6	7	8	9	10	11	12	13	14
HIGHER EDUCATION PROGRAM	310100000000000												
OO : Relevant and quality tertiary education ensured to achieve inclusive													
Outcome Indicators													
1. Percentage of first-time licensure exam takers that pass the licensure exams					60%	60%	-						
2. Percentage of graduates (2 years prior) that are employed					77%	77%	-						
Output Indicators													
1. Percentage of undergraduate students enrolled in CHED-identified and RDC-identified priority programs				40%		40%	-						
2. Percentage of undergraduate programs with accreditation					100%	100%	100%						
ADVANCED EDUCATION PROGRAM	320100000000000												
OO : Higher education research improved to promote economic													
Outcome Indicators													
1. Percentage of graduate school faculty engaged in research work, applied in any of the following:													
a. pursuing advanced research degree programs (Ph.D.) or					100%	100%	-						
b. actively pursuing within the last three (3) years (investigative research, basic and applied scientific research, policy research, social science research) or					(2/14) 14.29%	(2/14) 14.29%	(5/14) 36%						
c. producing technologies for commercialization or livelihood improvement or					(1/14) 7.14%	(1/14) 7.14%	-						
d. whose research work resulted in an extension program					(1/14) 7.14%	(1/14) 7.14%	-						
Output Indicators													
1. Percentage of graduate students enrolled in CHED-identified or RDC-identified priority programs				34%		34%	-						
2. Percentage of accredited graduate programs					100%	100%	100%						
RESEARCH PROGRAM	320200000000000												
OO : Higher education research improved to promote economic													
Outcome Indicator													
1. Number of research outputs in the last three years utilized by the industry or by other beneficiaries					1	1	1						
Output Indicators													
1. Number of research outputs completed					12	12	-						

Department : State Universities and Colleges (SUCs)
 Agency : Camarines Norte State College
 Operating Unit : < not applicable >
 Organization Code (UACS) : 08 051 0000000

Particulars	UACS CODE	Physical Target (Budget Year)					Physical Accomplishment (Budget Year)					Variance	Remarks
		1st Quarter	2nd Quarter	3rd Quarter	4th Quarter	Total	1st Quarter	2nd Quarter	3rd Quarter	4th Quarter	Total		
1	2	3	4	5	6	7	8	9	10	11	12	13	14
within the year													
2. Percentage of research outputs presented in national, regional, and international fora within the year					59%	59%	(22/23) 96%						
TECHNICAL ADVISORY EXTENSION PROGRAM	330100000000000												
OO Community engagement increased													
Outcome Indicator													
1. Number of active partnerships with LGUs, industries, NGOs, NGAs, SMEs, and other stakeholders as a result of extension activities					3	3	9						
Output Indicators													
1. Number of trainees weighted by the length of training					1,250	1,250	1,355						
2. Number of extension programs organized AND supported CONSISTENT WITH the SUC's mandated and priority programs					3	3	5						
3. Percentage of beneficiaries who rate the training courses as satisfactory or higher in terms of quality and relevance					95%	95%	99.6%						

Prepared By: 
ROGER JAY D. DE VELA, PhD
 IPDO Director

In coordination with: 
LILIBETH A. ROXAS PhD
 VP for Administration & Finance

Approved By: 
DIR. FREDDIE T. BERNAL, CESD III
 OIC-Office of the President