

QUARTERLY REPORT OF REVENUE AND OTHER RECEIPTS
As at the Quarter Ending December 31, 2023

Department : State Universities and Colleges (SUCs)
 Agency/Entity : Camarines Norte State College
 Operating Unit : < not applicable >
 Organization Code (UACS) : 08 051 0000000
 Fund Cluster : 05 - Internally Generated Funds

Classification/Sources of Revenue and Other Receipts	UACS CODE	REVENUE TARGET (Annual) per BESF	Actual Revenue and Other Receipts Collections					Cumulative Remittance/Deposits to Date			Variance		Remarks
			1st Quarter Ending March 31	2nd Quarter Ending June 30	3rd Quarter Ending September 30	4th Quarter Ending December 31	Total	Remittance to BTr	Deposited with AGDB	Total	Amount	%	
1	2	3	4	5	6	7	8=(4+5+6+7)	9	10	11=(9+10)	12=(8-3)	13=(12/3)	14
Internally Generated Funds		125,327,000.00	6,623,386.14	50,268,304.66	8,440,885.40	54,152,895.01	119,485,271.21	0.00	0.00	0.00	(5,841,728.79)	-5 %	
Revenue Collections		125,327,000.00	6,623,386.14	50,268,304.66	8,440,885.40	54,152,895.01	119,485,271.21	0.00	0.00	0.00	(5,841,728.79)	-5 %	
Cash Receipts		125,327,000.00	6,623,386.14	50,268,304.66	8,440,885.40	54,152,895.01	119,485,271.21	0.00	0.00	0.00	(5,841,728.79)	-5 %	
Non-Tax		118,076,000.00	5,418,849.54	50,268,304.66	6,208,575.51	50,584,669.44	112,480,399.15	0.00	0.00	0.00	(5,595,600.85)	-5 %	
Tuition Fees	4020201001	57,060,000.00	0.00	20,492,212.50	0.00	23,375,605.16	43,867,817.66	0.00	0.00	0.00	(13,192,182.34)	-23 %	
Income Collected from Students	4020201002	53,016,000.00	727,030.99	907,482.27	565,716.94	1,466,418.42	3,666,648.62	0.00	0.00	0.00	(49,349,351.38)	-93 %	
Other School Fees	4020201099	0.00	0.00	24,726,090.00	0.00	22,578,374.15	47,304,464.15	0.00	0.00	0.00	47,304,464.15	0 %	
Other Business Income	4020299099	8,000,000.00	4,691,818.55	4,142,519.89	5,642,858.57	3,164,271.71	17,641,468.72	0.00	0.00	0.00	9,641,468.72	121 %	
Others		7,251,000.00	1,204,536.60	0.00	2,232,109.89	3,568,225.57	7,004,872.06	0.00	0.00	0.00	(246,127.94)	-3 %	
Other Payables	2999999000	7,251,000.00	1,204,536.60	0.00	2,232,109.89	3,568,225.57	7,004,872.06	0.00	0.00	0.00	(246,127.94)	-3 %	
GRAND TOTAL		125,327,000.00	6,623,386.14	50,268,304.66	8,440,885.40	54,152,895.01	119,485,271.21	0.00	0.00	0.00	(5,841,728.79)	-5 %	

Certified Correct:

RE: OSO MA ROSSIEL V.

Date: 01/30/2024

Recommending Annual Rv:

AZUELO, MARIA CRISTINA C. Ph.D.

Date: 01/30/2024

Approved By:

DE LA CRUZ, MARLO M. PECE, Ph.D.

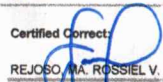
Date: 01/30/2024


RECEIVED
BUSSINESS OFFICE
BY: *HA Denial* Date: 20 FEB 2024 8:40


QUARTERLY REPORT OF REVENUE AND OTHER RECEIPTS
As at the Quarter Ending September 30, 2023

Department : State Universities and Colleges (SUCs)
 Agency/Entity : Camarines Norte State College
 Operating Unit : < not applicable >
 Organization Code (UACS) : 08 051 0000000
 Fund Cluster : 05 - Internally Generated Funds

Classification/Sources of Revenue and Other Receipts	UACS CODE	REVENUE TARGET (Annual) per BESF	Actual Revenue and Other Receipts Collections					Cumulative Remittance/Deposits to Date			Variance		Remarks
			1st Quarter Ending March 31	2nd Quarter Ending June 30	3rd Quarter Ending September 30	4th Quarter Ending December 31	Total	Remittance to BTr	Deposited with AGDB	Total	Amount	%	
1	2	3	4	5	6	7	8=(4+5+6+7)	9	10	11=(9+10)	12=(8-3)	13=(12/3)	14
Internally Generated Funds		125,327,000.00	6,623,386.14	50,268,304.66	8,440,685.40	0.00	65,332,376.20	0.00	0.00	0.00	(59,994,623.80)	-48 %	
Revenue Collections		125,327,000.00	6,623,386.14	50,268,304.66	8,440,685.40	0.00	65,332,376.20	0.00	0.00	0.00	(59,994,623.80)	-48 %	
Cash Receipts		125,327,000.00	6,623,386.14	50,268,304.66	8,440,685.40	0.00	65,332,376.20	0.00	0.00	0.00	(59,994,623.80)	-48 %	
Non-Tax		118,076,000.00	5,418,849.54	50,268,304.66	6,208,575.51	0.00	61,895,729.71	0.00	0.00	0.00	(56,180,270.29)	-48 %	
Tuition Fees	4020201001	57,060,000.00	0.00	20,492,212.50	0.00	0.00	20,492,212.50	0.00	0.00	0.00	(36,567,787.50)	-64 %	
Income Collected from Students	4020201002	53,016,000.00	727,030.99	907,482.27	565,716.94	0.00	2,200,230.20	0.00	0.00	0.00	(50,815,769.80)	-96 %	
Other School Fees	4020201099	0.00	0.00	24,726,090.00	0.00	0.00	24,726,090.00	0.00	0.00	0.00	24,726,090.00	0 %	
Other Business Income	4020299099	8,000,000.00	4,891,818.55	4,142,519.89	5,642,658.57	0.00	14,477,197.01	0.00	0.00	0.00	6,477,197.01	81 %	
Others		7,251,000.00	1,204,536.60	0.00	2,232,109.89	0.00	3,436,646.49	0.00	0.00	0.00	(3,814,353.51)	-53 %	
Other Payables	2999999000	7,251,000.00	1,204,536.60	0.00	2,232,109.89	0.00	3,436,646.49	0.00	0.00	0.00	(3,814,353.51)	-53 %	
GRAND TOTAL		125,327,000.00	6,623,386.14	50,268,304.66	8,440,685.40	0.00	65,332,376.20	0.00	0.00	0.00	(59,994,623.80)	-48 %	

Certified Correct:

 REJOSO, MA. ROSSIEL V.
 Date: 09/26/2023

Recommending Approval By:

 AZUELO, MARIA CRISTINA C. Ph.D.
 Date: 09/26/2023


Approved By:

 DE LA CRUZ, MARIO M. PECE, Ph.D.
 Date: 09/26/2023




QUARTERLY REPORT OF REVENUE AND OTHER RECEIPTS As at the Quarter Ending June 30, 2023

Department : State Universities and Colleges (SUCs)
 Agency/Entity : Camarines Norte State College
 Operating Unit : <not applicable>
 Organization Code (UACS) : 08 051 0000000
 Fund Cluster : 05 - Internally Generated Funds

Classification/Sources of Revenue and Other Receipts	UACS CODE	REVENUE TARGET (Annual) per BESF	Actual Revenue and Other Receipts Collections					Cumulative Remittance/Deposits to Date			Variance		Remarks
			1st Quarter Ending March 31	2nd Quarter Ending June 30	3rd Quarter Ending September 30	4th Quarter Ending December 31	Total	Remittance to BTr	Deposited with AGDB	Total	Amount	%	
1	2	3	4	5	6	7	8=(4+5+6+7)	9	10	11=(9+10)	12=(8-3)	13=(12/3)	14
Internally Generated Funds		125,327,000.00	6,623,386.14	50,268,304.66	0.00	0.00	56,891,690.80	0.00	0.00	0.00	(58,435,309.20)	-55 %	
Revenue Collections		125,327,000.00	6,623,386.14	50,268,304.66	0.00	0.00	56,891,690.80	0.00	0.00	0.00	(58,435,309.20)	-55 %	
Cash Receipts		125,327,000.00	6,623,386.14	50,268,304.66	0.00	0.00	56,891,690.80	0.00	0.00	0.00	(58,435,309.20)	-55 %	
Non-Tax		118,076,000.00	5,418,849.54	50,268,304.66	0.00	0.00	55,687,154.20	0.00	0.00	0.00	(62,388,845.80)	-53 %	
Tuition Fees	4020201001	57,060,000.00	0.00	20,492,212.50	0.00	0.00	20,492,212.50	0.00	0.00	0.00	(36,567,787.50)	-64 %	
Income Collected from Students	4020201002	53,016,000.00	727,030.99	907,482.27	0.00	0.00	1,634,513.26	0.00	0.00	0.00	(51,381,486.74)	-97 %	
Other School Fees	4020201999	0.00	0.00	24,726,090.00	0.00	0.00	24,726,090.00	0.00	0.00	0.00	24,726,090.00	0 %	
Other Business Income	4020299099	8,000,000.00	4,691,818.55	4,142,519.89	0.00	0.00	8,834,338.44	0.00	0.00	0.00	834,338.44	10 %	
Others		7,251,000.00	1,204,536.60	0.00	0.00	0.00	1,204,536.60	0.00	0.00	0.00	(6,046,463.40)	-83 %	
Other Payables	2999999000	7,251,000.00	1,204,536.60	0.00	0.00	0.00	1,204,536.60	0.00	0.00	0.00	(6,046,463.40)	-83 %	
GRAND TOTAL		125,327,000.00	6,623,386.14	50,268,304.66	0.00	0.00	56,891,690.80	0.00	0.00	0.00	(58,435,309.20)	-55 %	

Certified Correct: 
 REJOSO, M.A. ROSSIEL V.
 Date: 07/28/2023

Recommending Approval By: 
 AZUELO MARIA CRISTINA C., Ph.D.
 Date: 07/28/2023

Approved By: 
 DE LA CRUZ, MARIO M., PECE, F.N.D.
 Date: 07/28/2023

QUARTERLY REPORT OF REVENUE AND OTHER RECEIPTS
As at the Quarter Ending March 31, 2023

Department : State Universities and Colleges (SUCs)
 Agency/Entity : Camarines Norte State College
 Operating Unit : < not applicable >
 Organization Code (UACS) : 08 051 0000000
 Fund Cluster : 05 - Internally Generated Funds

Classification/Sources of Revenue and Other Receipts	UACS CODE	REVENUE TARGET (Annual) per BESF	Actual Revenue and Other Receipts Collections					Cumulative Remittance/Deposits to Date			Variance		Remarks
			1st Quarter Ending March 31	2nd Quarter Ending June 30	3rd Quarter Ending September 30	4th Quarter Ending December 31	Total	Remittance to BTr	Deposited with AGDB	Total	Amount	%	
1	2	3	4	5	6	7	8=(4+5+6+7)	9	10	11=(9+10)	12=(8-3)	13=(12/3)	14
Internally Generated Funds		125,327,000.00	6,623,386.14	0.00	0.00	0.00	6,623,386.14	0.00	0.00	0.00	(118,703,613.86)	-95 %	
Revenue Collections		125,327,000.00	6,623,386.14	0.00	0.00	0.00	6,623,386.14	0.00	0.00	0.00	(118,703,613.86)	-95 %	
Cash Receipts		125,327,000.00	6,623,386.14	0.00	0.00	0.00	6,623,386.14	0.00	0.00	0.00	(118,703,613.86)	-95 %	
Non-Tax		118,076,000.00	5,418,849.54	0.00	0.00	0.00	5,418,849.54	0.00	0.00	0.00	(112,657,150.46)	-95 %	
Tuition Fees	4020201001	57,060,000.00	0.00	0.00	0.00	0.00	0.00	0.00	0.00	0.00	(57,060,000.00)	-100 %	
Income Collected from Students	4020201002	53,016,000.00	727,030.99	0.00	0.00	0.00	727,030.99	0.00	0.00	0.00	(52,288,969.01)	-99 %	
Other School Fees	4020201099	0.00	0.00	0.00	0.00	0.00	0.00	0.00	0.00	0.00	0.00	0 %	
Other Business Income	4020299099	8,000,000.00	4,691,818.55	0.00	0.00	0.00	4,691,818.55	0.00	0.00	0.00	(3,308,181.45)	-41 %	
Others		7,251,000.00	1,204,536.60	0.00	0.00	0.00	1,204,536.60	0.00	0.00	0.00	(6,046,463.40)	-83 %	
Other Payables	2999999000	7,251,000.00	1,204,536.60	0.00	0.00	0.00	1,204,536.60	0.00	0.00	0.00	(6,046,463.40)	-83 %	
GRAND TOTAL		125,327,000.00	6,623,386.14	0.00	0.00	0.00	6,623,386.14	0.00	0.00	0.00	(118,703,613.86)	-95 %	

Certified Correct:
 REJOSO, MA. ROSSIEL V.
 Date: 07/28/2023

Recommending Approval By:
 AZUELO, MARIA CRISTINA S., Ph.D.
 Date: 07/28/2023

Approved By:
 DELA CRUZ, MARLO M., Ph.D., PECE
 Date: 07/28/2023