

MONTHLY REPORT OF DISBURSEMENTS  
For the month of December 2022

FAR No. 4

Department : State Universities and Colleges (SUCs)  
Agency/Entity : Camarines Norte State College  
Reporting Unit : < not applicable >  
Organization Code (MACE) : 08 001 0000000  
Fund Cluster : 01 Regular Agency Fund

Particulars	Current Year Budget					Prior Year's Budget															Trust Liabilities					Grand Total	Remarks		
	PS	MOOE	FinEx	CO	TOTAL	Prior Year's Accounts Payable					Current Year's Accounts Payable					TOTAL	SUB-TOTAL	PS	MOOE	CO	TOTAL								
						PS	MOOE	FinEx	CO	Sub-Total	PS	MOOE	FinEx	CO	Sub-Total														
CASH DISBURSEMENTS	38,789,513.34	54,592,978.18	0.00	14,565,028.72	108,947,521.24	0.00	0.00	0.00	13,100,788.14	13,100,788.14	0.00	0.00	0.00	0.00	0.00	13,100,788.14	122,048,289.38	0.00	0.00	0.00	0.00	38,789,513.34	54,592,978.18	0.00	27,898,788.88	122,048,289.38	27,723,354,254,789	28	
Notice of Cash Allocation (NCA)	38,789,513.34	54,592,978.18	0.00	14,565,028.72	108,947,521.24	0.00	0.00	0.00	13,100,788.14	13,100,788.14	0.00	0.00	0.00	0.00	0.00	13,100,788.14	122,048,289.38	0.00	0.00	0.00	0.00	38,789,513.34	54,592,978.18	0.00	27,898,788.88	122,048,289.38			
MOS Checks issued	6,143,872.31	8,445,430.84	0.00	0.00	8,689,303.15	0.00	0.00	0.00	13,100,788.14	13,100,788.14	0.00	0.00	0.00	0.00	0.00	13,100,788.14	113,358,986.23	0.00	0.00	0.00	0.00	6,143,872.31	8,445,430.84	0.00	27,898,788.88	113,388,988.23			
Advance to Debit Account	31,645,641.03	84,047,548.34	0.00	14,565,028.72	100,258,218.09	0.00	0.00	0.00	13,100,788.14	13,100,788.14	0.00	0.00	0.00	0.00	0.00	13,100,788.14	113,358,986.23	0.00	0.00	0.00	0.00	31,645,641.03	84,047,548.34	0.00	27,898,788.88	113,388,988.23			
Notice of Transfer Advancements (NTA)	0.00	0.00	0.00	0.00	0.00	0.00	0.00	0.00	0.00	0.00	0.00	0.00	0.00	0.00	0.00	0.00	0.00	0.00	0.00	0.00	0.00	0.00	0.00	0.00	0.00	0.00	0.00		
MOS Checks issued	0.00	0.00	0.00	0.00	0.00	0.00	0.00	0.00	0.00	0.00	0.00	0.00	0.00	0.00	0.00	0.00	0.00	0.00	0.00	0.00	0.00	0.00	0.00	0.00	0.00	0.00	0.00	0.00	
Advance to Debit Account	0.00	0.00	0.00	0.00	0.00	0.00	0.00	0.00	0.00	0.00	0.00	0.00	0.00	0.00	0.00	0.00	0.00	0.00	0.00	0.00	0.00	0.00	0.00	0.00	0.00	0.00	0.00	0.00	
Working Fund for FAPs	0.00	0.00	0.00	0.00	0.00	0.00	0.00	0.00	0.00	0.00	0.00	0.00	0.00	0.00	0.00	0.00	0.00	0.00	0.00	0.00	0.00	0.00	0.00	0.00	0.00	0.00	0.00	0.00	
Cash Disbursement Ceiling (CDC)	0.00	0.00	0.00	0.00	0.00	0.00	0.00	0.00	0.00	0.00	0.00	0.00	0.00	0.00	0.00	0.00	0.00	0.00	0.00	0.00	0.00	0.00	0.00	0.00	0.00	0.00	0.00	0.00	
OTAL CASH DISBURSEMENTS	38,789,513.34	54,592,978.18	0.00	14,565,028.72	108,947,521.24	0.00	0.00	0.00	13,100,788.14	13,100,788.14	0.00	0.00	0.00	0.00	0.00	13,100,788.14	122,048,289.38	0.00	0.00	0.00	0.00	38,789,513.34	54,592,978.18	0.00	27,898,788.88	122,048,289.38			
NON-CASH DISBURSEMENTS	0.00	0.00	0.00	0.00	0.00	1,975,705.16	138,507.24	0.00	1,813,384.37	3,827,596.77	0.00	0.00	0.00	0.00	0.00	3,827,596.77	3,827,596.77	0.00	0.00	0.00	0.00	1,975,705.16	138,507.24	0.00	1,513,384.37	3,827,596.77			
Tax Remittances Advance issued (TRA)	0.00	0.00	0.00	0.00	0.00	1,975,705.16	138,507.24	0.00	1,813,384.37	3,827,596.77	0.00	0.00	0.00	0.00	0.00	3,827,596.77	3,827,596.77	0.00	0.00	0.00	0.00	1,975,705.16	138,507.24	0.00	1,513,384.37	3,827,596.77			
Non-Cash Advancement Authority (NCAA)	0.00	0.00	0.00	0.00	0.00	0.00	0.00	0.00	0.00	0.00	0.00	0.00	0.00	0.00	0.00	0.00	0.00	0.00	0.00	0.00	0.00	0.00	0.00	0.00	0.00	0.00	0.00	0.00	
Disbursements effected through outright deductions from claims	0.00	0.00	0.00	0.00	0.00	0.00	0.00	0.00	0.00	0.00	0.00	0.00	0.00	0.00	0.00	0.00	0.00	0.00	0.00	0.00	0.00	0.00	0.00	0.00	0.00	0.00	0.00	0.00	
Overpayment of expenses (e.g. personnel benefits)	0.00	0.00	0.00	0.00	0.00	0.00	0.00	0.00	0.00	0.00	0.00	0.00	0.00	0.00	0.00	0.00	0.00	0.00	0.00	0.00	0.00	0.00	0.00	0.00	0.00	0.00	0.00	0.00	
Restitution for loss of government property	0.00	0.00	0.00	0.00	0.00	0.00	0.00	0.00	0.00	0.00	0.00	0.00	0.00	0.00	0.00	0.00	0.00	0.00	0.00	0.00	0.00	0.00	0.00	0.00	0.00	0.00	0.00	0.00	
Liquidated damages and similar claims	0.00	0.00	0.00	0.00	0.00	0.00	0.00	0.00	0.00	0.00	0.00	0.00	0.00	0.00	0.00	0.00	0.00	0.00	0.00	0.00	0.00	0.00	0.00	0.00	0.00	0.00	0.00	0.00	
Others (e.g. TEF, BTH, Docs Stamp, etc.)	0.00	0.00	0.00	0.00	0.00	0.00	0.00	0.00	0.00	0.00	0.00	0.00	0.00	0.00	0.00	0.00	0.00	0.00	0.00	0.00	0.00	0.00	0.00	0.00	0.00	0.00	0.00	0.00	
Less: Adjustments (e.g. cancelled/voided checks)	0.00	0.00	0.00	0.00	0.00	0.00	0.00	0.00	0.00	0.00	0.00	0.00	0.00	0.00	0.00	0.00	0.00	0.00	0.00	0.00	0.00	0.00	0.00	0.00	0.00	0.00	0.00	0.00	
Balance of Disbursement Authorities as at date	0.00	0.00	0.00	0.00	0.00	0.00	0.00	0.00	0.00	0.00	0.00	0.00	0.00	0.00	0.00	0.00	0.00	0.00	0.00	0.00	0.00	0.00	0.00	0.00	0.00	0.00	0.00	0.00	
OTAL NON-CASH DISBURSEMENTS	0.00	0.00	0.00	0.00	0.00	1,975,705.16	138,507.24	0.00	1,813,384.37	3,827,596.77	0.00	0.00	0.00	0.00	0.00	3,827,596.77	3,827,596.77	0.00	0.00	0.00	0.00	1,975,705.16	138,507.24	0.00	1,513,384.37	3,827,596.77			
RAND TOTAL	38,789,513.34	54,592,978.18	0.00	14,565,028.72	108,947,521.24	1,975,705.16	138,507.24	0.00	14,914,182.51	16,728,384.91	0.00	0.00	0.00	0.00	0.00	16,728,384.91	125,875,886.15	0.00	0.00	0.00	0.00	41,765,218.50	54,731,486.42	0.00	29,179,191.23	185,678,988.18			

**SUMMARY**

Particulars	Previous Report	This Month	As at Date
(1)	(2)	(3)	(4)
all Disbursement Authorities Received	422,151,283.48	80,092,647.77	512,243,931.25
NCA	402,941,246.00	86,465,061.00	489,406,307.00
NTA	0.00	0.00	0.00
Working Fund	0.00	0.00	0.00
TRA	19,210,037.48	3,627,586.77	22,837,624.25
CDC	0.00	0.00	0.00
NCAA	0.00	0.00	0.00
as: Notice of Transfer of Allocations (NTA) issued	0.00	0.00	0.00
all Disbursement Authorities Available	422,151,283.48	80,092,647.77	512,243,931.25
as:	0.00	0.00	0.00
speed NCA	7,414,146.81	0.00	7,414,146.81
disbursements	359,932,039.57	122,048,289.38	481,980,328.95
as: Other Non-Cash Disbursements	0.00	0.00	0.00
Disbursements effected through outright deductions from claims	0.00	0.00	0.00
Overpayment of expenses (e.g. personnel benefits)	0.00	0.00	0.00
Restitution for loss of government property	0.00	0.00	0.00
Liquidated damages and similar claims	0.00	0.00	0.00
Others (e.g. TEF, BTH, Docs Stamp, etc.)	0.00	0.00	0.00
Less: Adjustments (e.g. cancelled/voided checks)	0.00	0.00	0.00
Balance of Disbursement Authorities as at date	84,805,047.30	(31,955,641.61)	22,849,405.69
all Disbursements Program	422,161,283.48	80,092,647.77	512,243,931.25
as: Actual Disbursements	379,142,077.06	125,678,888.18	504,817,965.20
very/Under spending	43,009,206.43	(36,583,238.38)	7,425,968.05

Certified Correct:  
CADA, LOUIELYN S.  
Date: 01/11/2023

Recommending Approval:  
AZUELO, MARIA CRISTINA C. Ph.D.  
Date: 01/11/2023

Approved By:  
DE LA CRUZ, MARIO M., Ph.D., PECE  
Date: 01/11/2023

Scanned with CamScanner

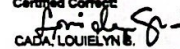
**MONTHLY REPORT OF DISBURSEMENTS**  
For the month of November 2022


Department : State Universities and Colleges (SUCs)  
 Agency/Entity : Camarines Norte State College  
 Operating Unit : < not applicable >  
 Institution Code (UACS) : 08 081 000000  
 Fund Cluster : 01 Regular Agency Fund


Particulars	Current Year Budget					Prior Year's Budget											Trust Liabilities				Grand Total					Remarks	
	PS	MOOE	FinEx	CO	TOTAL	Prior Year's Accounts Payable					Current Year's Accounts Payable					SUB-TOTAL	PS	MOOE	CO	TOTAL	PS	MOOE	FinEx	CO	TOTAL		
						PS	MOOE	FinEx	CO	Sub-Total	PS	MOOE	FinEx	CO	Sub-Total												TOTAL
1	2	3	4	5	6=(2+3+4+5)	7	8	9	10	11=(7+8+9+10)	12	13	14	15	16=(12+13+14+15)	17=(11+16)	18=(6+17)	19	20	21	22=(19+20+21)	23	24	25	26	27=(23+24+25+26)	28
IN DISBURSEMENTS	24,712,080.45	2,353,302.59	0.00	534,139.81	27,599,522.85	0.00	0.00	0.00	0.00	0.00	0.00	0.00	0.00	0.00	0.00	0.00	27,599,522.85	0.00	0.00	0.00	0.00	24,712,080.45	2,353,302.59	0.00	534,139.81	27,599,522.85	
- slice of Cash Allocation (NCA)	24,712,080.45	2,353,302.59	0.00	534,139.81	27,599,522.85	0.00	0.00	0.00	0.00	0.00	0.00	0.00	0.00	0.00	0.00	0.00	27,599,522.85	0.00	0.00	0.00	0.00	24,712,080.45	2,353,302.59	0.00	534,139.81	27,599,522.85	
- MDS Checks Issued	120,168.29	158,327.40	0.00	0.00	278,495.69	0.00	0.00	0.00	0.00	0.00	0.00	0.00	0.00	0.00	0.00	0.00	278,495.69	0.00	0.00	0.00	0.00	120,168.29	158,327.40	0.00	0.00	278,495.69	
- Advice to Debit Account	24,591,892.18	2,194,975.19	0.00	534,139.81	27,321,006.98	0.00	0.00	0.00	0.00	0.00	0.00	0.00	0.00	0.00	0.00	0.00	27,321,006.98	0.00	0.00	0.00	0.00	24,591,892.18	2,194,975.19	0.00	534,139.81	27,321,006.98	
- slice of Transfer Allocations (NTA)	0.00	0.00	0.00	0.00	0.00	0.00	0.00	0.00	0.00	0.00	0.00	0.00	0.00	0.00	0.00	0.00	0.00	0.00	0.00	0.00	0.00	0.00	0.00	0.00	0.00	0.00	
- MDS Checks Issued	0.00	0.00	0.00	0.00	0.00	0.00	0.00	0.00	0.00	0.00	0.00	0.00	0.00	0.00	0.00	0.00	0.00	0.00	0.00	0.00	0.00	0.00	0.00	0.00	0.00	0.00	0.00
- Advice to Debit Account	0.00	0.00	0.00	0.00	0.00	0.00	0.00	0.00	0.00	0.00	0.00	0.00	0.00	0.00	0.00	0.00	0.00	0.00	0.00	0.00	0.00	0.00	0.00	0.00	0.00	0.00	0.00
- Printing Fund for FAPs	0.00	0.00	0.00	0.00	0.00	0.00	0.00	0.00	0.00	0.00	0.00	0.00	0.00	0.00	0.00	0.00	0.00	0.00	0.00	0.00	0.00	0.00	0.00	0.00	0.00	0.00	0.00
- Cash Disbursement Ceiling (CDC)	0.00	0.00	0.00	0.00	0.00	0.00	0.00	0.00	0.00	0.00	0.00	0.00	0.00	0.00	0.00	0.00	0.00	0.00	0.00	0.00	0.00	0.00	0.00	0.00	0.00	0.00	0.00
TOTAL CASH DISBURSEMENTS	24,712,080.45	2,353,302.59	0.00	534,139.81	27,599,522.85	0.00	0.00	0.00	0.00	0.00	0.00	0.00	0.00	0.00	0.00	0.00	27,599,522.85	0.00	0.00	0.00	0.00	24,712,080.45	2,353,302.59	0.00	534,139.81	27,599,522.85	
NON-CASH DISBURSEMENTS	2,418,182.07	483,162.82	0.00	1,170,555.09	4,068,899.78	0.00	0.00	0.00	0.00	0.00	0.00	0.00	0.00	0.00	0.00	0.00	4,068,899.78	0.00	0.00	0.00	0.00	2,418,182.07	483,162.82	0.00	1,170,555.09	4,068,899.78	
- Reimbursement Advances Issued (TRA)	2,418,182.07	483,162.82	0.00	1,170,555.09	4,068,899.78	0.00	0.00	0.00	0.00	0.00	0.00	0.00	0.00	0.00	0.00	0.00	4,068,899.78	0.00	0.00	0.00	0.00	2,418,182.07	483,162.82	0.00	1,170,555.09	4,068,899.78	
- Non-Cash Assessment Authority (NCAA)	0.00	0.00	0.00	0.00	0.00	0.00	0.00	0.00	0.00	0.00	0.00	0.00	0.00	0.00	0.00	0.00	0.00	0.00	0.00	0.00	0.00	0.00	0.00	0.00	0.00	0.00	0.00
- Disbursements Received Through Outright Actions from Plans (Disbursements)	0.00	0.00	0.00	0.00	0.00	0.00	0.00	0.00	0.00	0.00	0.00	0.00	0.00	0.00	0.00	0.00	0.00	0.00	0.00	0.00	0.00	0.00	0.00	0.00	0.00	0.00	0.00
- Overpayment of expenses (e.g. personal benefits)	0.00	0.00	0.00	0.00	0.00	0.00	0.00	0.00	0.00	0.00	0.00	0.00	0.00	0.00	0.00	0.00	0.00	0.00	0.00	0.00	0.00	0.00	0.00	0.00	0.00	0.00	0.00
- Reimbursement for loss of government property	0.00	0.00	0.00	0.00	0.00	0.00	0.00	0.00	0.00	0.00	0.00	0.00	0.00	0.00	0.00	0.00	0.00	0.00	0.00	0.00	0.00	0.00	0.00	0.00	0.00	0.00	0.00
- Liquidated damages and similar claims	0.00	0.00	0.00	0.00	0.00	0.00	0.00	0.00	0.00	0.00	0.00	0.00	0.00	0.00	0.00	0.00	0.00	0.00	0.00	0.00	0.00	0.00	0.00	0.00	0.00	0.00	0.00
- Other (e.g. TFP, BTP, Debt Stamp, etc.)	0.00	0.00	0.00	0.00	0.00	0.00	0.00	0.00	0.00	0.00	0.00	0.00	0.00	0.00	0.00	0.00	0.00	0.00	0.00	0.00	0.00	0.00	0.00	0.00	0.00	0.00	0.00
TOTAL NON-CASH DISBURSEMENTS	2,418,182.07	483,162.82	0.00	1,170,555.09	4,068,899.78	0.00	0.00	0.00	0.00	0.00	0.00	0.00	0.00	0.00	0.00	0.00	4,068,899.78	0.00	0.00	0.00	0.00	2,418,182.07	483,162.82	0.00	1,170,555.09	4,068,899.78	
<b>TOTAL</b>	<b>27,127,242.52</b>	<b>2,836,465.21</b>	<b>0.00</b>	<b>1,704,694.70</b>	<b>31,868,402.43</b>	<b>0.00</b>	<b>0.00</b>	<b>0.00</b>	<b>0.00</b>	<b>0.00</b>	<b>0.00</b>	<b>0.00</b>	<b>0.00</b>	<b>0.00</b>	<b>0.00</b>	<b>0.00</b>	<b>31,868,402.43</b>	<b>0.00</b>	<b>0.00</b>	<b>0.00</b>	<b>0.00</b>	<b>27,127,242.52</b>	<b>2,836,465.21</b>	<b>0.00</b>	<b>1,704,694.70</b>	<b>31,868,402.43</b>	

**SUMMARY**

Particulars	Previous Report	This Month	As at Date
(1)	(2)	(3)	(4)
Disbursement Authorities Received	383,452,383.70	38,898,899.78	422,151,283.48
- JA	388,311,246.00	34,830,000.00	402,941,246.00
- A	0.00	0.00	0.00
- Printing Fund	0.00	0.00	0.00
- JA	15,141,137.70	4,068,899.78	19,210,037.48
- JC	0.00	0.00	0.00
- JAA	0.00	0.00	0.00
- slice of Transfer of Allocations (NTA) Issued	0.00	0.00	0.00
Disbursement Authorities Available	383,452,383.70	38,898,899.78	422,151,283.48
- s	0.00	0.00	0.00
- paid NCA	7,414,146.81	0.00	7,414,146.81
- disbursements	332,332,538.92	27,599,522.85	359,932,061.77
- Other Non-Cash Disbursements	0.00	0.00	0.00
- Reimbursements allocated through outright deductions from claims	0.00	0.00	0.00
- Overpayment of expenses (e.g. personal benefits)	0.00	0.00	0.00
- Reimbursement for loss of government property	0.00	0.00	0.00
- Liquidated damages and similar claims	0.00	0.00	0.00
- Other (e.g. TFP, BTP, Debt Stamp, etc.)	0.00	0.00	0.00
- Less: Adjustments (e.g. unenclosed checks)	0.00	0.00	0.00
- slice of Disbursement Authorities as at date	43,705,700.17	11,099,367.13	54,805,067.30
- Disbursements Program	383,452,383.70	38,898,899.78	422,151,283.48
- Actual Disbursements	347,473,874.82	31,868,402.43	379,142,277.25
- Under spending	36,978,708.88	7,030,497.35	44,009,206.23

Certified Correct:  
  
 CADAL LOUIE LYN B.  
 Date: 12/13/2022

Recommending Approval:  
  
 AZUELO, MARIA CRISTINA C., Ph.D.  
 Date: 12/13/2022

Approved By:  
  
 DE LA CRUZ, MARLO M., Ph.D., PECE  
 Date: 12/13/2022

**MONTHLY REPORT OF DISBURSEMENTS**  
For the month of October 2022


Department: State Universities and Colleges (SUCs)  
 Agency/Entity: Comisado Norte State College  
 Reporting Unit: (if applicable)  
 Organization Code (MICS): 00 01 000000  
 and Cluster: 01 Regular Agency Fund


Particulars	Current Year Budget					Prior Year's Budget											Current Year's Accounts Payable				Trust Liabilities				Grand Total					Remarks
	PS	MOOE	Other	OO	TOTAL	Prior Year's Accounts Payable					Current Year's Accounts Payable						PS	MOOE	CO	TOTAL	PS	MOOE	Other	TOTAL	PS	MOOE	Other	TOTAL		
						PS	MOOE	FinEx	CO	Sub-Total	PS	MOOE	FinEx	CO	Sub-Total	TOTAL													SUB-TOTAL	
1	2	3	4	5	6=(2+3+4+5)	7	8	9	10	11=(7+8+9+10)	12	13	14	15	16=(12+13+14+15)	17=(11+16)	18=(8+17)	19	20	21	22=(19+20+21)	23	24	25	26	27=(23+24+25+26)	28			
<b>NET DISBURSEMENTS</b>	14,103,860.93	4,408,825.02	0.00	0.00	18,512,685.95	0.00	0.00	0.00	12,515,438.83	12,515,438.83	0.00	0.00	0.00	0.00	0.00	12,515,438.83	31,025,724.78	0.00	0.00	0.00	0.00	14,103,860.93	4,408,825.02	0.00	12,515,438.83	31,025,724.78				
Notes of Cash Advances (NCA)	14,103,860.93	4,408,825.02	0.00	0.00	18,512,685.95	0.00	0.00	0.00	12,515,438.83	12,515,438.83	0.00	0.00	0.00	0.00	0.00	12,515,438.83	31,025,724.78	0.00	0.00	0.00	0.00	14,103,860.93	4,408,825.02	0.00	12,515,438.83	31,025,724.78				
MSB Grants Issued	0.00	0.00	0.00	0.00	0.00	0.00	0.00	0.00	0.00	0.00	0.00	0.00	0.00	0.00	0.00	0.00	0.00	0.00	0.00	0.00	0.00	0.00	0.00	0.00	0.00	0.00	0.00	0.00		
Advance to Credit Account	0.00	0.00	0.00	0.00	0.00	0.00	0.00	0.00	0.00	0.00	0.00	0.00	0.00	0.00	0.00	0.00	0.00	0.00	0.00	0.00	0.00	0.00	0.00	0.00	0.00	0.00	0.00	0.00		
Notes of Transfer Advances (NTA)	0.00	0.00	0.00	0.00	0.00	0.00	0.00	0.00	0.00	0.00	0.00	0.00	0.00	0.00	0.00	0.00	0.00	0.00	0.00	0.00	0.00	0.00	0.00	0.00	0.00	0.00	0.00	0.00		
MSB Grants Issued	0.00	0.00	0.00	0.00	0.00	0.00	0.00	0.00	0.00	0.00	0.00	0.00	0.00	0.00	0.00	0.00	0.00	0.00	0.00	0.00	0.00	0.00	0.00	0.00	0.00	0.00	0.00	0.00	0.00	
Advance to Credit Account	0.00	0.00	0.00	0.00	0.00	0.00	0.00	0.00	0.00	0.00	0.00	0.00	0.00	0.00	0.00	0.00	0.00	0.00	0.00	0.00	0.00	0.00	0.00	0.00	0.00	0.00	0.00	0.00	0.00	
Printing Fees for IAPs	0.00	0.00	0.00	0.00	0.00	0.00	0.00	0.00	0.00	0.00	0.00	0.00	0.00	0.00	0.00	0.00	0.00	0.00	0.00	0.00	0.00	0.00	0.00	0.00	0.00	0.00	0.00	0.00	0.00	
Cash Disbursement (CASH)	0.00	0.00	0.00	0.00	0.00	0.00	0.00	0.00	0.00	0.00	0.00	0.00	0.00	0.00	0.00	0.00	0.00	0.00	0.00	0.00	0.00	0.00	0.00	0.00	0.00	0.00	0.00	0.00	0.00	
<b>TOTAL CASH DISBURSEMENTS</b>	14,103,860.93	4,408,825.02	0.00	0.00	18,512,685.95	0.00	0.00	0.00	12,515,438.83	12,515,438.83	0.00	0.00	0.00	0.00	0.00	12,515,438.83	31,025,724.78	0.00	0.00	0.00	0.00	14,103,860.93	4,408,825.02	0.00	12,515,438.83	31,025,724.78				
<b>NON-CASH DISBURSEMENTS</b>	1,173,292.48	116,161.01	0.00	283,158.76	1,572,612.25	0.00	0.00	0.00	0.00	0.00	0.00	0.00	0.00	0.00	0.00	1,572,612.25	0.00	0.00	0.00	0.00	0.00	1,173,292.48	116,161.01	0.00	283,158.76	1,572,612.25				
Reimbursement Advances Issued (RA)	1,173,292.48	116,161.01	0.00	283,158.76	1,572,612.25	0.00	0.00	0.00	0.00	0.00	0.00	0.00	0.00	0.00	0.00	1,572,612.25	0.00	0.00	0.00	0.00	0.00	1,173,292.48	116,161.01	0.00	283,158.76	1,572,612.25				
Non-Cash Adjustment Authority (NCAA)	0.00	0.00	0.00	0.00	0.00	0.00	0.00	0.00	0.00	0.00	0.00	0.00	0.00	0.00	0.00	0.00	0.00	0.00	0.00	0.00	0.00	0.00	0.00	0.00	0.00	0.00	0.00	0.00	0.00	
Disbursements effected through outright deductions from claims (specify...)	0.00	0.00	0.00	0.00	0.00	0.00	0.00	0.00	0.00	0.00	0.00	0.00	0.00	0.00	0.00	0.00	0.00	0.00	0.00	0.00	0.00	0.00	0.00	0.00	0.00	0.00	0.00	0.00	0.00	
Overpayment of expenses (e.g. personal benefits)	0.00	0.00	0.00	0.00	0.00	0.00	0.00	0.00	0.00	0.00	0.00	0.00	0.00	0.00	0.00	0.00	0.00	0.00	0.00	0.00	0.00	0.00	0.00	0.00	0.00	0.00	0.00	0.00	0.00	
Restitution for loss of government property	0.00	0.00	0.00	0.00	0.00	0.00	0.00	0.00	0.00	0.00	0.00	0.00	0.00	0.00	0.00	0.00	0.00	0.00	0.00	0.00	0.00	0.00	0.00	0.00	0.00	0.00	0.00	0.00	0.00	
Liquidated damages and similar claims	0.00	0.00	0.00	0.00	0.00	0.00	0.00	0.00	0.00	0.00	0.00	0.00	0.00	0.00	0.00	0.00	0.00	0.00	0.00	0.00	0.00	0.00	0.00	0.00	0.00	0.00	0.00	0.00	0.00	
Others (e.g. TEF, BT, Documentary Stamp Tax)	0.00	0.00	0.00	0.00	0.00	0.00	0.00	0.00	0.00	0.00	0.00	0.00	0.00	0.00	0.00	0.00	0.00	0.00	0.00	0.00	0.00	0.00	0.00	0.00	0.00	0.00	0.00	0.00	0.00	
<b>NET NON-CASH DISBURSEMENTS</b>	1,173,292.48	116,161.01	0.00	283,158.76	1,572,612.25	0.00	0.00	0.00	0.00	0.00	0.00	0.00	0.00	0.00	0.00	1,572,612.25	0.00	0.00	0.00	0.00	0.00	1,173,292.48	116,161.01	0.00	283,158.76	1,572,612.25				
<b>NET TOTAL</b>	15,277,153.41	4,524,986.03	0.00	283,158.76	20,085,298.20	0.00	0.00	0.00	12,515,438.83	12,515,438.83	0.00	0.00	0.00	0.00	0.00	12,515,438.83	32,598,337.03	0.00	0.00	0.00	0.00	15,277,153.41	4,524,986.03	0.00	12,798,597.59	32,598,337.03				

**JMMMARY**

Particulars	Previous Report (2)	This Month (3)	As at Date (4)
<b>Net Disbursement Authorities Received</b>	322,292,218.45	61,160,165.25	383,452,383.70
CA	306,723,693.00	58,567,553.00	365,291,246.00
TA	0.00	0.00	0.00
Printing Fund	0.00	0.00	0.00
RA	13,568,525.45	1,572,612.25	15,141,137.70
DC	0.00	0.00	0.00
CAA	0.00	0.00	0.00
nt: Notice of Transfer of Allocations (NTA) issued	0.00	0.00	0.00
<b>Net Disbursement Authorities Available</b>	322,292,218.45	61,160,165.25	383,452,383.70
nt:	0.00	0.00	0.00
spend NCA	7,414,146.61	0.00	7,414,146.61
Disbursements	301,308,812.14	31,025,724.78	332,334,536.92
nt: Other Non-Cash Disbursements	0.00	0.00	0.00
Disbursements effected through outright deductions from claims	0.00	0.00	0.00
Overpayment of expenses (e.g. personal benefits)	0.00	0.00	0.00
Restitution for loss of government property	0.00	0.00	0.00
Liquidated damages and similar claims	0.00	0.00	0.00
Others (e.g. TEF, BT, Docu Stamp, etc.)	0.00	0.00	0.00
nt: Less: Adjustments (e.g. cancelled/initial checks)	0.00	0.00	0.00
nt: Amount of Disbursement Authorities as at date	15,571,259.70	30,134,440.47	45,705,700.17
<b>Net Disbursements Program</b>	322,292,218.45	61,160,165.25	383,452,383.70
nt: *Actual Disbursements	314,875,337.58	32,598,337.03	347,473,674.61
nt: Under spending	7,416,880.88	28,561,828.22	35,978,709.10

nt: \* The use of NTA is discouraged  
 nt: \*\* Amounts should tally with the grand total disbursement (column 27).

Recommending Approval:  
  
 AZUELO, MARIA CRISTINA C. Ph.D.  
 Date: 11/7/2022

Approved By:  
  
 DE LA CRUZ, MARLO M., Ph.D., PECE  
 Date: 11/7/2022

Certified Correct:  
  
 LEE, MADELON BAYLON  
 Date: 11/7/2022

**MONTHLY REPORT OF DISBURSEMENTS**  
For the month of September 2022

Department : State Universities and Colleges (SUCs)  
Agency/Entity : Camarines Norte State College  
Operating Unit : < not applicable >  
Organization Code : 08 061 0000000  
Fund Cluster : 01 Regular Agency Fund

Particulars	Current Year Budget					Prior Year's Budget															Trust Liabilities				Grand Total				
	PS	MOOE	FinEx	CO	TOTAL	Prior Year's Accounts Payable					Current Year's Accounts Payable					TOTAL	SUB-TOTAL	PS	MOOE	CO	TOTAL	PS	MOOE	FinEx	CO	TOTAL			
						PS	MOOE	FinEx	CO	Sub-Total	PS	MOOE	FinEx	CO	Sub-Total														
1	2	3	4	5	6=(2+3+4+5)	7	8	9	10	11=(7+8+9+10)	12	13	14	15	16=(12+13+14+15)	17=(11+16)	18=(6+17)	19	20	21	22=(19+20+21)	23	24	25	26	27=(23+24+25+26)			
CASH DISBURSEMENTS	15,060,214.21	3,955,325.41	0.00	287,995.27	19,333,534.89	0.00	0.00	0.00	0.00	0.00	0.00	0.00	0.00	0.00	0.00	0.00	19,333,534.89	0.00	0.00	0.00	0.00	15,060,214.21	3,955,325.41	0.00	287,995.27	19,333,534.89			
Notice of Cash Allocation (NCA)	15,060,214.21	3,955,325.41	0.00	287,995.27	19,333,534.89	0.00	0.00	0.00	0.00	0.00	0.00	0.00	0.00	0.00	0.00	0.00	19,333,534.89	0.00	0.00	0.00	0.00	15,060,214.21	3,955,325.41	0.00	287,995.27	19,333,534.89			
MOB Checks Issued	4,102,985.09	184,378.15	0.00	0.00	4,287,373.24	0.00	0.00	0.00	0.00	0.00	0.00	0.00	0.00	0.00	0.00	0.00	4,287,373.24	0.00	0.00	0.00	0.00	4,102,985.09	184,378.15	0.00	0.00	4,287,373.24			
Advise to Debit Account	10,987,218.12	3,790,947.26	0.00	287,995.27	15,066,161.65	0.00	0.00	0.00	3,959,386.17	3,959,386.17	0.00	0.00	0.00	0.00	0.00	3,959,386.17	19,025,547.82	0.00	0.00	0.00	0.00	10,987,218.12	3,790,947.26	0.00	287,995.27	15,066,161.65			
Notice of Transfer Allocations (NTA)	0.00	0.00	0.00	0.00	0.00	0.00	0.00	0.00	0.00	0.00	0.00	0.00	0.00	0.00	0.00	0.00	0.00	0.00	0.00	0.00	0.00	0.00	0.00	0.00	0.00	0.00	0.00		
MOB Checks Issued	0.00	0.00	0.00	0.00	0.00	0.00	0.00	0.00	0.00	0.00	0.00	0.00	0.00	0.00	0.00	0.00	0.00	0.00	0.00	0.00	0.00	0.00	0.00	0.00	0.00	0.00	0.00		
Advise to Debit Account	0.00	0.00	0.00	0.00	0.00	0.00	0.00	0.00	0.00	0.00	0.00	0.00	0.00	0.00	0.00	0.00	0.00	0.00	0.00	0.00	0.00	0.00	0.00	0.00	0.00	0.00	0.00		
Working Fund for FAPs	0.00	0.00	0.00	0.00	0.00	0.00	0.00	0.00	0.00	0.00	0.00	0.00	0.00	0.00	0.00	0.00	0.00	0.00	0.00	0.00	0.00	0.00	0.00	0.00	0.00	0.00	0.00		
Cash Disbursement Ceiling (CDC)	0.00	0.00	0.00	0.00	0.00	0.00	0.00	0.00	0.00	0.00	0.00	0.00	0.00	0.00	0.00	0.00	0.00	0.00	0.00	0.00	0.00	0.00	0.00	0.00	0.00	0.00	0.00		
TOTAL CASH DISBURSEMENTS	15,060,214.21	3,955,325.41	0.00	287,995.27	19,333,534.89	0.00	0.00	0.00	3,959,386.17	3,959,386.17	0.00	0.00	0.00	0.00	0.00	3,959,386.17	23,292,921.06	0.00	0.00	0.00	0.00	15,060,214.21	3,955,325.41	0.00	287,995.27	19,333,534.89			
NON-CASH DISBURSEMENTS	1,185,800.95	139,305.29	0.00	0.00	1,325,105.95	0.00	0.00	0.00	0.00	0.00	0.00	0.00	0.00	0.00	0.00	0.00	1,325,105.95	0.00	0.00	0.00	0.00	1,185,800.95	139,305.29	0.00	0.00	1,325,105.95			
Tax Remittance Advices Issued (TRA)	1,185,800.95	139,305.29	0.00	0.00	1,325,105.95	0.00	0.00	0.00	0.00	0.00	0.00	0.00	0.00	0.00	0.00	0.00	1,325,105.95	0.00	0.00	0.00	0.00	1,185,800.95	139,305.29	0.00	0.00	1,325,105.95			
Non-Cash Availment Authority (NCAA)	0.00	0.00	0.00	0.00	0.00	0.00	0.00	0.00	0.00	0.00	0.00	0.00	0.00	0.00	0.00	0.00	0.00	0.00	0.00	0.00	0.00	0.00	0.00	0.00	0.00	0.00	0.00		
Disbursements effected through outright deductions from claims (release of overpayment of expenses (e.g. personal benefits))	0.00	0.00	0.00	0.00	0.00	0.00	0.00	0.00	0.00	0.00	0.00	0.00	0.00	0.00	0.00	0.00	0.00	0.00	0.00	0.00	0.00	0.00	0.00	0.00	0.00	0.00	0.00		
Restitution for loss of government property	0.00	0.00	0.00	0.00	0.00	0.00	0.00	0.00	0.00	0.00	0.00	0.00	0.00	0.00	0.00	0.00	0.00	0.00	0.00	0.00	0.00	0.00	0.00	0.00	0.00	0.00	0.00		
Liquidated damages and similar claims	0.00	0.00	0.00	0.00	0.00	0.00	0.00	0.00	0.00	0.00	0.00	0.00	0.00	0.00	0.00	0.00	0.00	0.00	0.00	0.00	0.00	0.00	0.00	0.00	0.00	0.00	0.00		
Others (e.g. TEF, BTI, Documentary Stamp Tax, etc.)	0.00	0.00	0.00	0.00	0.00	0.00	0.00	0.00	0.00	0.00	0.00	0.00	0.00	0.00	0.00	0.00	0.00	0.00	0.00	0.00	0.00	0.00	0.00	0.00	0.00	0.00	0.00		
TOTAL NON-CASH DISBURSEMENTS	1,185,800.95	139,305.29	0.00	0.00	1,325,105.95	0.00	0.00	0.00	0.00	0.00	0.00	0.00	0.00	0.00	0.00	0.00	1,325,105.95	0.00	0.00	0.00	0.00	1,185,800.95	139,305.29	0.00	0.00	1,325,105.95			
<b>GRAND TOTAL</b>	<b>16,278,014.87</b>	<b>4,094,630.70</b>	<b>0.00</b>	<b>287,995.27</b>	<b>20,658,640.84</b>	<b>0.00</b>	<b>0.00</b>	<b>0.00</b>	<b>3,959,386.17</b>	<b>3,959,386.17</b>	<b>0.00</b>	<b>0.00</b>	<b>0.00</b>	<b>0.00</b>	<b>0.00</b>	<b>3,959,386.17</b>	<b>24,618,027.01</b>	<b>0.00</b>	<b>0.00</b>	<b>0.00</b>	<b>0.00</b>	<b>16,278,014.87</b>	<b>4,094,630.70</b>	<b>0.00</b>	<b>287,995.27</b>	<b>20,658,640.84</b>			

**SUMMARY**

Particulars	Previous Report	This Month	As at Date
(1)	(2)	(3)	(4)
Total Disbursement Authorities Received	300,799,112.50	21,493,105.95	322,292,218.45
NCA	266,555,693.00	20,168,000.00	306,723,693.00
NTA	0.00	0.00	0.00
Working Fund	0.00	0.00	0.00
TRA	12,243,419.50	1,325,105.95	13,568,525.45
CDC	0.00	0.00	0.00
NCAA	0.00	0.00	0.00
Less: Notice of Transfer of Allocations (NTA)' issued	0.00	0.00	0.00
Total Disbursement Authorities Available	300,799,112.50	21,493,105.95	322,292,218.45
Less:	0.00	0.00	0.00
Lapsed NCA	7,414,146.81	0.00	7,414,146.81
Disbursements	278,015,861.08	23,292,921.06	301,308,812.14
Less: Other Non-Cash Disbursements	0.00	0.00	0.00
Disbursements effected through outright deductions from claims	0.00	0.00	0.00
Overpayment of expenses (e.g. personnel benefits)	0.00	0.00	0.00
Restitution for loss of government property	0.00	0.00	0.00
Liquidated damages and similar claims	0.00	0.00	0.00
Others (e.g. TEF, BTI, Docs Stamp, etc.)	0.00	0.00	0.00
Add/Less: Adjustments (e.g. cancelled/stated checks)	0.00	0.00	0.00
Balance of Disbursement Authorities as at date	18,371,074.81	(1,799,816.11)	16,571,258.70
Total Disbursements Program	300,799,112.50	21,493,105.95	322,292,218.45
Less: Actual Disbursements	280,287,310.56	24,618,027.01	304,905,337.57
(Over)/Under spending	10,541,801.92	(3,124,921.06)	7,416,880.86

Notes: \* The use of NTA is discouraged  
Notes: \*\* Amounts should tally with the grand total disbursement (column 27).

Certified Correct:  
*MAL*  
LEE, MADELON BAYLON

Recommending Approval:  
AZUELO, MARIA CRISTINA C. Ph.D.  
Date: 10 October 2022

Approved By:  
DE LA CRUZ, MARLO M., Ph.D.  
Date: 10 October 2022

### MONTHLY REPORT OF DISBURSEMENTS

For the month of July 2022


apartment  
 agency/Entity State Universities and Colleges (SUCs)  
 operating Unit Camarines Norte State College  
 > not applicable >  
 organization Code (UACS) 08 051 000000  
 and Cluster 01 Regular Agency Fund

Particulars	Current Year Budget						Prior Year's Budget						Trust Liabilities						Grand Total						Remarks				
	PS	MOOE	FnEx	CO	TOTAL	Prior Year's Accounts Payable						Current Year's Accounts Payable						BUS TOTAL	Trust Liabilities			Grand Total							
						PS	MOOE	FnEx	CO	Sub-TOTAL	PS	MOOE	FnEx	CO	Sub-TOTAL	PS	MOOE		CO	TOTAL	PS	MOOE	CO	TOTAL					
1	2	3	4	5	6(2+3+4+5)	7	8	9	10	11(7+8+9+10)	12	13	14	15	16(12+13+14+15)	17(16+17)	18	20	21	22(18+19+20+21)	23	24	25	26	27(23+24+25+26)	28			
MD DISBURSEMENTS	10,031,703.05	4,808,517.28	0.00	0.00	14,840,220.33	0.00	0.00	0.00	0.00	0.00	0.00	0.00	0.00	0.00	0.00	14,840,220.33	0.00	0.00	0.00	14,840,220.33	0.00	0.00	0.00	0.00	14,840,220.33	0.00	0.00	0.00	14,840,220.33
Value of Cash Allocation (NCA)	10,031,703.05	4,808,517.28	0.00	0.00	14,840,220.33	0.00	0.00	0.00	0.00	0.00	0.00	0.00	0.00	0.00	0.00	14,840,220.33	0.00	0.00	0.00	14,840,220.33	0.00	0.00	0.00	0.00	14,840,220.33	0.00	0.00	0.00	14,840,220.33
MOOE Disbursement	100,599.00	1,239,537.45	0.00	0.00	1,340,136.45	0.00	0.00	0.00	0.00	0.00	0.00	0.00	0.00	0.00	0.00	1,340,136.45	0.00	0.00	0.00	1,340,136.45	0.00	0.00	0.00	0.00	1,340,136.45	0.00	0.00	0.00	1,340,136.45
Advance in Cash Account	8,820,887.40	3,568,979.83	0.00	0.00	12,389,867.23	0.00	0.00	0.00	0.00	0.00	0.00	0.00	0.00	0.00	0.00	12,389,867.23	0.00	0.00	0.00	12,389,867.23	0.00	0.00	0.00	0.00	12,389,867.23	0.00	0.00	0.00	12,389,867.23
Notice of Transfer Allocations (NTA)	0.00	0.00	0.00	0.00	0.00	0.00	0.00	0.00	0.00	0.00	0.00	0.00	0.00	0.00	0.00	0.00	0.00	0.00	0.00	0.00	0.00	0.00	0.00	0.00	0.00	0.00	0.00	0.00	0.00
MDS Checks issued	0.00	0.00	0.00	0.00	0.00	0.00	0.00	0.00	0.00	0.00	0.00	0.00	0.00	0.00	0.00	0.00	0.00	0.00	0.00	0.00	0.00	0.00	0.00	0.00	0.00	0.00	0.00	0.00	0.00
Advance in Cash Account	0.00	0.00	0.00	0.00	0.00	0.00	0.00	0.00	0.00	0.00	0.00	0.00	0.00	0.00	0.00	0.00	0.00	0.00	0.00	0.00	0.00	0.00	0.00	0.00	0.00	0.00	0.00	0.00	0.00
Working Fund for FAPs	0.00	0.00	0.00	0.00	0.00	0.00	0.00	0.00	0.00	0.00	0.00	0.00	0.00	0.00	0.00	0.00	0.00	0.00	0.00	0.00	0.00	0.00	0.00	0.00	0.00	0.00	0.00	0.00	0.00
Loan Disbursement - Caring (COC)	0.00	0.00	0.00	0.00	0.00	0.00	0.00	0.00	0.00	0.00	0.00	0.00	0.00	0.00	0.00	0.00	0.00	0.00	0.00	0.00	0.00	0.00	0.00	0.00	0.00	0.00	0.00	0.00	0.00
TOTAL CASH DISBURSEMENTS	10,031,703.05	4,808,517.28	0.00	0.00	14,840,220.33	0.00	0.00	0.00	0.00	0.00	0.00	0.00	0.00	0.00	0.00	14,840,220.33	0.00	0.00	0.00	14,840,220.33	0.00	0.00	0.00	0.00	14,840,220.33	0.00	0.00	0.00	14,840,220.33
NON-CASH DISBURSEMENTS	983,384.11	263,999.49	0.00	0.00	1,247,383.60	0.00	0.00	0.00	0.00	0.00	0.00	0.00	0.00	0.00	0.00	1,247,383.60	0.00	0.00	0.00	1,247,383.60	0.00	0.00	0.00	0.00	1,247,383.60	0.00	0.00	0.00	1,247,383.60
Tax Assistance Advances Issued (TAA)	983,384.11	263,999.49	0.00	0.00	1,247,383.60	0.00	0.00	0.00	0.00	0.00	0.00	0.00	0.00	0.00	0.00	1,247,383.60	0.00	0.00	0.00	1,247,383.60	0.00	0.00	0.00	0.00	1,247,383.60	0.00	0.00	0.00	1,247,383.60
Non-Cash Assistance Authority (NCAA)	0.00	0.00	0.00	0.00	0.00	0.00	0.00	0.00	0.00	0.00	0.00	0.00	0.00	0.00	0.00	0.00	0.00	0.00	0.00	0.00	0.00	0.00	0.00	0.00	0.00	0.00	0.00	0.00	0.00
Disbursements effected through direct deductions on loans (lease study)	0.00	0.00	0.00	0.00	0.00	0.00	0.00	0.00	0.00	0.00	0.00	0.00	0.00	0.00	0.00	0.00	0.00	0.00	0.00	0.00	0.00	0.00	0.00	0.00	0.00	0.00	0.00	0.00	0.00
Overpayment of expenses (e.g. personnel benefits)	0.00	0.00	0.00	0.00	0.00	0.00	0.00	0.00	0.00	0.00	0.00	0.00	0.00	0.00	0.00	0.00	0.00	0.00	0.00	0.00	0.00	0.00	0.00	0.00	0.00	0.00	0.00	0.00	0.00
Reimbursement for loss of government property	0.00	0.00	0.00	0.00	0.00	0.00	0.00	0.00	0.00	0.00	0.00	0.00	0.00	0.00	0.00	0.00	0.00	0.00	0.00	0.00	0.00	0.00	0.00	0.00	0.00	0.00	0.00	0.00	0.00
Leitigated damages and similar items	0.00	0.00	0.00	0.00	0.00	0.00	0.00	0.00	0.00	0.00	0.00	0.00	0.00	0.00	0.00	0.00	0.00	0.00	0.00	0.00	0.00	0.00	0.00	0.00	0.00	0.00	0.00	0.00	0.00
Trans. (e.g. TRF, BY, Docs Stamp, etc.)	0.00	0.00	0.00	0.00	0.00	0.00	0.00	0.00	0.00	0.00	0.00	0.00	0.00	0.00	0.00	0.00	0.00	0.00	0.00	0.00	0.00	0.00	0.00	0.00	0.00	0.00	0.00	0.00	0.00
TOTAL NON-CASH DISBURSEMENTS	983,384.11	263,999.49	0.00	0.00	1,247,383.60	0.00	0.00	0.00	0.00	0.00	0.00	0.00	0.00	0.00	0.00	1,247,383.60	0.00	0.00	0.00	1,247,383.60	0.00	0.00	0.00	0.00	1,247,383.60	0.00	0.00	0.00	1,247,383.60
<b>GRAND TOTAL</b>	<b>11,015,087.16</b>	<b>5,072,516.77</b>	<b>0.00</b>	<b>0.00</b>	<b>16,087,603.93</b>	<b>0.00</b>	<b>0.00</b>	<b>0.00</b>	<b>0.00</b>	<b>0.00</b>	<b>0.00</b>	<b>0.00</b>	<b>0.00</b>	<b>0.00</b>	<b>0.00</b>	<b>16,087,603.93</b>	<b>0.00</b>	<b>0.00</b>	<b>0.00</b>	<b>16,087,603.93</b>	<b>0.00</b>	<b>0.00</b>	<b>0.00</b>	<b>0.00</b>	<b>16,087,603.93</b>	<b>0.00</b>	<b>0.00</b>	<b>0.00</b>	<b>16,087,603.93</b>

**SUMMARY**

Particulars	Previous Report	This Month	As of Date
(P)	(D)	(S)	(R)
all Disbursement Authorities Received	258,087,386.31	21,509,953.61	279,597,339.92
NCA	245,984,693.03	19,835,960.00	265,820,653.03
TAA	0.00	0.00	0.00
Working Fund	0.00	0.00	0.00
RA	9,212,693.31	1,728,963.61	10,941,656.92
SPC	0.00	0.00	0.00
NCAA	0.00	0.00	0.00
es - Notice of Transfer of Allocations (NTA) / Issued	0.00	0.00	0.00
all Disbursement Authorities Available	258,087,386.31	21,509,953.61	279,597,339.92
es	0.00	0.00	0.00
issued NCA	212,236.49	7,261,910.12	7,474,146.61
Measurements	241,479,946.26	14,840,220.33	256,320,166.59
all Other Non-Cash Disbursements	0.00	0.00	0.00
Disbursements effected through direct deductions from loans	0.00	0.00	0.00
Overpayment of expenses (e.g. personnel benefits)	0.00	0.00	0.00
Reimbursement for loss of government property	0.00	0.00	0.00
Leitigated damages and similar items	0.00	0.00	0.00
Others (e.g. TRF, BY, Docs Stamp, etc.)	0.00	0.00	0.00
NOEA Adjustments (e.g. consolidated/adjusted)	0.00	0.00	0.00
notice of Disbursement Authorities as of date	16,614,603.43	482,178.84	17,096,782.27
all Disbursements Program	258,087,386.31	21,509,953.61	279,597,339.92
es - Actual Disbursements	250,682,239.70	16,965,173.94	267,647,413.64
workorder spending	7,414,146.61	8,984,779.67	16,398,926.28

note: \* The use of NTA is discouraged  
 note: \*\* Amounts start monthly with the grand total disbursements (includes PT)

**Certified Correct:**  
  
 LEE MADRIOLA (BY) (LON)  
 Date 8/5/2022

**Recommending Approval:**  
  
 AZUELO MARIA CRISTINA P. PIÑ  
 Date 8/5/2022

**Approved by:**  
  
 LA CRUZ MARLO M. PIÑ  
 Date 8/5/2022

MONTHLY REPORT OF DISBURSEMENTS

For the month of June 2022

F&R 4

Department: State Universities and Colleges (SUCs)  
 Agency/Entity: Camarines Norte State College  
 Reporting Unit: < not applicable >  
 Organization Code (IACS): 08 001 000000  
 Fund Cluster: 01 Regular Agency Fund

Particulars	Current Year Budget					Prior Year's Budget													Total					Remarks						
	PS	MOOE	Prfts	CO	TOTAL	Prior Year's Accounts Payable					Current Year's Accounts Payable								SUB-TOTAL	Total Location										
						PS	MOOE	Prfts	CO	Sub-Total	PS	MOOE	Prfts	CO	Sub-Total	PS	MOOE	CO		TOTAL										
1	2	3	4	5	6=(2+3+4+5)	7	8	9	10	11=(7+8+9+10)	12	13	14	15	16=(12+13+14+15)	17=(11+16)	18=(17+18)	19	20	21	22=(19+20+21)	23	24	25	26	27=(23+24+25+26)	28			
SH DISBURSEMENTS	18,068,278.18	51,679,727.98	0.00	1,848,791.25	69,396,797.41	0.00	0.00	0.00	5,915,059.21	5,915,059.21	0.00	0.00	0.00	0.00	0.00	5,915,059.21	74,911,858.62	0.00	0.00	0.00	18,068,278.18	51,679,727.98	0.00	1,848,791.25	74,911,858.62	0.00	5,915,059.21	74,911,858.62		
State of Cash Allocation (NCA)	18,068,278.18	51,679,727.98	0.00	1,848,791.25	69,396,797.41	0.00	0.00	0.00	5,915,059.21	5,915,059.21	0.00	0.00	0.00	0.00	0.00	5,915,059.21	74,911,858.62	0.00	0.00	0.00	18,068,278.18	51,679,727.98	0.00	1,848,791.25	74,911,858.62	0.00	5,915,059.21	74,911,858.62		
NCA Credits Issued	4,000,081.28	281,728.23	0.00	0.00	4,342,307.78	0.00	0.00	0.00	0.00	0.00	0.00	0.00	0.00	0.00	0.00	0.00	4,342,307.78	0.00	0.00	0.00	4,000,081.28	281,728.23	0.00	0.00	4,281,809.51	0.00	0.00	4,281,809.51		
Advance to Detail Account	11,067,988.62	51,418,009.75	0.00	1,648,791.25	65,554,489.62	0.00	0.00	0.00	5,915,059.21	5,915,059.21	0.00	0.00	0.00	0.00	0.00	5,915,059.21	70,569,548.64	0.00	0.00	0.00	11,067,988.62	51,418,009.75	0.00	1,648,791.25	70,569,548.64	0.00	5,915,059.21	70,569,548.64		
State of Transfer Allocations (NTA)	0.00	0.00	0.00	0.00	0.00	0.00	0.00	0.00	0.00	0.00	0.00	0.00	0.00	0.00	0.00	0.00	0.00	0.00	0.00	0.00	0.00	0.00	0.00	0.00	0.00	0.00	0.00	0.00	4,342,307.78	
NCA Credits Issued	0.00	0.00	0.00	0.00	0.00	0.00	0.00	0.00	0.00	0.00	0.00	0.00	0.00	0.00	0.00	0.00	0.00	0.00	0.00	0.00	0.00	0.00	0.00	0.00	0.00	0.00	0.00	0.00	0.00	
Advance to Detail Account	0.00	0.00	0.00	0.00	0.00	0.00	0.00	0.00	0.00	0.00	0.00	0.00	0.00	0.00	0.00	0.00	0.00	0.00	0.00	0.00	0.00	0.00	0.00	0.00	0.00	0.00	0.00	0.00	0.00	0.00
Waiting Fund for FAPs	0.00	0.00	0.00	0.00	0.00	0.00	0.00	0.00	0.00	0.00	0.00	0.00	0.00	0.00	0.00	0.00	0.00	0.00	0.00	0.00	0.00	0.00	0.00	0.00	0.00	0.00	0.00	0.00	0.00	0.00
Non Disbursement Ceiling (CDC)	0.00	0.00	0.00	0.00	0.00	0.00	0.00	0.00	0.00	0.00	0.00	0.00	0.00	0.00	0.00	0.00	0.00	0.00	0.00	0.00	0.00	0.00	0.00	0.00	0.00	0.00	0.00	0.00	0.00	0.00
TAL CASH DISBURSEMENTS	18,068,278.18	51,679,727.98	0.00	1,848,791.25	69,396,797.41	0.00	0.00	0.00	5,915,059.21	5,915,059.21	0.00	0.00	0.00	0.00	0.00	5,915,059.21	74,911,858.62	0.00	0.00	0.00	18,068,278.18	51,679,727.98	0.00	1,848,791.25	74,911,858.62	0.00	5,915,059.21	74,911,858.62		
CASH DISBURSEMENTS	832,318.98	228,565.84	0.00	555,486.08	1,714,368.89	0.00	0.00	0.00	0.00	0.00	0.00	0.00	0.00	0.00	0.00	0.00	1,714,368.89	0.00	0.00	0.00	832,318.98	228,565.84	0.00	555,486.08	1,714,368.89	0.00	0.00	1,714,368.89		
Remittance Advances Issued (TRA)	832,318.98	228,565.84	0.00	555,486.08	1,714,368.89	0.00	0.00	0.00	0.00	0.00	0.00	0.00	0.00	0.00	0.00	0.00	1,714,368.89	0.00	0.00	0.00	832,318.98	228,565.84	0.00	555,486.08	1,714,368.89	0.00	0.00	1,714,368.89		
Non-Cash Advances Authority (NCAA)	0.00	0.00	0.00	0.00	0.00	0.00	0.00	0.00	0.00	0.00	0.00	0.00	0.00	0.00	0.00	0.00	0.00	0.00	0.00	0.00	0.00	0.00	0.00	0.00	0.00	0.00	0.00	0.00	0.00	0.00
Payments effected through outright offset bills claims (gross credit)	0.00	0.00	0.00	0.00	0.00	0.00	0.00	0.00	0.00	0.00	0.00	0.00	0.00	0.00	0.00	0.00	0.00	0.00	0.00	0.00	0.00	0.00	0.00	0.00	0.00	0.00	0.00	0.00	0.00	0.00
Settlement of investments, & interest (Int)	0.00	0.00	0.00	0.00	0.00	0.00	0.00	0.00	0.00	0.00	0.00	0.00	0.00	0.00	0.00	0.00	0.00	0.00	0.00	0.00	0.00	0.00	0.00	0.00	0.00	0.00	0.00	0.00	0.00	0.00
Substitution for loss of government assets	0.00	0.00	0.00	0.00	0.00	0.00	0.00	0.00	0.00	0.00	0.00	0.00	0.00	0.00	0.00	0.00	0.00	0.00	0.00	0.00	0.00	0.00	0.00	0.00	0.00	0.00	0.00	0.00	0.00	0.00
Unsettled damages and similar claims	0.00	0.00	0.00	0.00	0.00	0.00	0.00	0.00	0.00	0.00	0.00	0.00	0.00	0.00	0.00	0.00	0.00	0.00	0.00	0.00	0.00	0.00	0.00	0.00	0.00	0.00	0.00	0.00	0.00	0.00
WRITEP, BT-Occurrence Slings Tax	0.00	0.00	0.00	0.00	0.00	0.00	0.00	0.00	0.00	0.00	0.00	0.00	0.00	0.00	0.00	0.00	0.00	0.00	0.00	0.00	0.00	0.00	0.00	0.00	0.00	0.00	0.00	0.00	0.00	0.00
AL NON-CASH DISBURSEMENTS	832,318.98	228,565.84	0.00	555,486.08	1,714,368.89	0.00	0.00	0.00	0.00	0.00	0.00	0.00	0.00	0.00	0.00	0.00	1,714,368.89	0.00	0.00	0.00	832,318.98	228,565.84	0.00	555,486.08	1,714,368.89	0.00	0.00	1,714,368.89		
ND TOTAL	17,000,985.16	51,808,313.42	0.00	2,304,297.31	71,111,186.09	0.00	0.00	0.00	5,915,059.21	5,915,059.21	0.00	0.00	0.00	0.00	0.00	5,915,059.21	76,828,225.18	0.00	0.00	0.00	17,000,985.16	51,808,313.42	0.00	2,304,297.31	76,828,225.18	0.00	5,915,059.21	76,828,225.18		

BINARY	Particulars (1)	Previous Report (2)		This Month (3)		As at date (4)	
		PS	MOOE	PS	MOOE	PS	MOOE
	Disbursement Authorities Received			192,084,102.83	86,013,283.66	258,097,386.31	
	A			184,585,778.00	64,288,915.00	248,884,893.00	
	Along Fund			0.00	0.00	0.00	
	L			0.00	0.00	0.00	
	C			7,498,324.83	1,714,368.66	9,212,693.31	
	VA			0.00	0.00	0.00	
	Notice of Transfer of Allocations (NTA)* issued			0.00	0.00	0.00	
	Disbursement Authorities Available			192,084,102.83	86,013,283.66	258,097,386.31	
	and NCA			0.00	0.00	0.00	
	assessments			212,236.49	0.00	212,236.49	
	Other Non-Cash Disbursements			196,558,989.87	74,911,858.42	241,470,548.39	
	assessments effected through outright deductions from claims			0.00	0.00	0.00	
	reimbursement of expenses (e.g. personal benefits)			0.00	0.00	0.00	
	substitution for loss of government property			0.00	0.00	0.00	
	unsettled damages and similar claims			0.00	0.00	0.00	
	write (e.g. TDP, BT, Disc (Ramp, etc))			0.00	0.00	0.00	
	ass: Adjustments (e.g. reconciliated checks)			0.00	0.00	0.00	
	State of Disbursement Authorities as at date			25,313,118.17	(8,996,572.74)	16,414,803.43	
	Disbursements Program			192,084,102.83	86,013,283.66	258,097,386.31	
	*Actual Disbursements			174,027,014.60	78,828,225.10	250,863,239.70	
	Under spending			18,027,088.03	(10,812,941.42)	7,414,146.61	

Certified Correct:  
 [Signature]  
 LEE, MADELON BAYLON  
 Date: 7/1/2022

Recommending Approval:  
 [Signature]  
 AZUELO, MARIA CRISTINA C. Ph.D.  
 Date: 7/1/2022

Approved By:  
 [Signature]  
 DE LA CRUZ, MARLO M., Ph.D., PECE

MONTHLY REPORT OF DISBURSEMENTS
For the month of May 2022

Department: State Universities and Colleges (SUCs)
Agency/Unit: Commission on State College
Funding Unit: <not applicable>
Reporting Code (SACR): 06 001 000000
and Cluster: 01 Regular Agency Fund

Main budget table with columns: Particulars, Current Year Budget (PS, MOOE, Phds, CO, TOTAL), Prior Year's Actuals Payable (PS, MOOE, Phds, CO, Sub-Total), Current Year's Actuals Payable (PS, MOOE, Phds, CO, Sub-Total), TOTAL, SSB-TOTAL, Travel Liabilities (PS, MOOE, Phds, CO, TOTAL), Grand Total, Remarks.

Summary table with columns: Particulars, Previous Report, This Month, As at Date. Rows include: Disbursement Authorities Received (ICA, FA, Arising Fund, RA, DC, CCA, etc.), Disbursement Authorities Available, and Disbursements (Cash, Non-Cash, etc.).

Certified Correct
LEE MADOLON-BAYLON

Recommending Approval
ADRILO MARLA CRISTINA C. PR-D

Approved By
DE LA CRUZ MARLO M. Ph.D. PRICE

Date: 04/2022

Date: 04/2022

Date: 04/2022

MONTHLY REPORT OF DISBURSEMENTS  
For the month of April 2022

Department : State Universities and Colleges (SUCs)  
Agency/Entity : Camarines Norte State College  
Operating Unit : < not applicable >  
Organization Code : 08 061 0000000  
Fund Cluster : 01 Regular Agency Fund

Particulars	Current Year Budget					Prior Year's Budget										Grand Total					Remarks								
	PS	MOOE	FlEx	CO	TOTAL	Prior Year's Accounts Payable					Current Year's Accounts Payable					Trust Liabilities				Grand Total									
						PS	MOOE	FlEx	CO	Sub-Total	PS	MOOE	FlEx	CO	Sub-	TOTAL	SUB-TOTAL	PS	MOOE	CO		TOTAL	PS	MOOE	FlEx	CO	TOTAL		
1	2	3	4	5	6=(2+3+4+5)	7	8	9	10	11(7+8+9+10)	12	13	14	15	16=(12+13+14+15)	17=(11+16)	18=(6+17)	19	20	21	22=(19+20+21)	23	24	25	26	27=(23+24+25+26)	28		
CASH DISBURSEMENTS	23,449,189.80	3,558,315.33	0.00	0.00	27,007,505.13	0.00	0.00	0.00	0.00	0.00	0.00	0.00	0.00	0.00	0.00	0.00	0.00	0.00	0.00	0.00	0.00	0.00	23,449,189.80	3,558,315.33	0.00	0.00	27,007,505.13	29	
Notice of Cash Allocation (NCA)	23,449,189.80	3,558,315.33	0.00	0.00	27,007,505.13	0.00	0.00	0.00	0.00	0.00	0.00	0.00	0.00	0.00	0.00	0.00	0.00	0.00	0.00	0.00	0.00	0.00	23,449,189.80	3,558,315.33	0.00	0.00	27,007,505.13		
MDS Checks Issued	4,048,019.23	432,198.37	0.00	0.00	4,478,217.60	0.00	0.00	0.00	0.00	0.00	0.00	0.00	0.00	0.00	0.00	0.00	0.00	0.00	0.00	0.00	0.00	0.00	4,048,019.23	432,198.37	0.00	0.00	4,478,217.60		
Add-on Debit Account	19,403,170.57	3,126,116.96	0.00	0.00	22,529,287.53	0.00	0.00	0.00	0.00	0.00	0.00	0.00	0.00	0.00	0.00	0.00	0.00	0.00	0.00	0.00	0.00	0.00	19,403,170.57	3,126,116.96	0.00	0.00	22,529,287.53		
Notice of Transfer Allocations (NTA)	0.00	0.00	0.00	0.00	0.00	0.00	0.00	0.00	0.00	0.00	0.00	0.00	0.00	0.00	0.00	0.00	0.00	0.00	0.00	0.00	0.00	0.00	0.00	0.00	0.00	0.00	0.00	0.00	
MDS Checks Issued	0.00	0.00	0.00	0.00	0.00	0.00	0.00	0.00	0.00	0.00	0.00	0.00	0.00	0.00	0.00	0.00	0.00	0.00	0.00	0.00	0.00	0.00	0.00	0.00	0.00	0.00	0.00	0.00	
Add-on Debit Account	0.00	0.00	0.00	0.00	0.00	0.00	0.00	0.00	0.00	0.00	0.00	0.00	0.00	0.00	0.00	0.00	0.00	0.00	0.00	0.00	0.00	0.00	0.00	0.00	0.00	0.00	0.00	0.00	
Working Fund for FAPs	0.00	0.00	0.00	0.00	0.00	0.00	0.00	0.00	0.00	0.00	0.00	0.00	0.00	0.00	0.00	0.00	0.00	0.00	0.00	0.00	0.00	0.00	0.00	0.00	0.00	0.00	0.00	0.00	
Cash Disbursement Ceiling (CDC)	0.00	0.00	0.00	0.00	0.00	0.00	0.00	0.00	0.00	0.00	0.00	0.00	0.00	0.00	0.00	0.00	0.00	0.00	0.00	0.00	0.00	0.00	0.00	0.00	0.00	0.00	0.00	0.00	
TOTAL CASH DISBURSEMENTS	23,449,189.80	3,558,315.33	0.00	0.00	27,007,505.13	0.00	0.00	0.00	0.00	0.00	0.00	0.00	0.00	0.00	0.00	0.00	0.00	0.00	0.00	0.00	0.00	0.00	23,449,189.80	3,558,315.33	0.00	0.00	11,402,470.69	38,409,975.5	
NON-CASH DISBURSEMENTS	1,142,472.47	89,214.71	0.00	2,481,792.05	3,693,479.23	0.00	0.00	0.00	0.00	0.00	0.00	0.00	0.00	0.00	0.00	0.00	0.00	0.00	0.00	0.00	0.00	0.00	1,142,472.47	89,214.71	0.00	2,481,792.05	3,693,479.23		
Transfer to Reserve Account Issued (TRIA)	1,142,472.47	89,214.71	0.00	2,481,792.05	3,693,479.23	0.00	0.00	0.00	0.00	0.00	0.00	0.00	0.00	0.00	0.00	0.00	0.00	0.00	0.00	0.00	0.00	0.00	1,142,472.47	89,214.71	0.00	2,481,792.05	3,693,479.23		
Non-Cash Adjustment Authority (NCAA)	0.00	0.00	0.00	0.00	0.00	0.00	0.00	0.00	0.00	0.00	0.00	0.00	0.00	0.00	0.00	0.00	0.00	0.00	0.00	0.00	0.00	0.00	0.00	0.00	0.00	0.00	0.00	0.00	
Disbursements effected through outright	0.00	0.00	0.00	0.00	0.00	0.00	0.00	0.00	0.00	0.00	0.00	0.00	0.00	0.00	0.00	0.00	0.00	0.00	0.00	0.00	0.00	0.00	0.00	0.00	0.00	0.00	0.00	0.00	
Reimbursement for loss of government property	0.00	0.00	0.00	0.00	0.00	0.00	0.00	0.00	0.00	0.00	0.00	0.00	0.00	0.00	0.00	0.00	0.00	0.00	0.00	0.00	0.00	0.00	0.00	0.00	0.00	0.00	0.00	0.00	
Liquidated damages and similar claims	0.00	0.00	0.00	0.00	0.00	0.00	0.00	0.00	0.00	0.00	0.00	0.00	0.00	0.00	0.00	0.00	0.00	0.00	0.00	0.00	0.00	0.00	0.00	0.00	0.00	0.00	0.00	0.00	
Others (T.E.F., B.T., Documentary Stamp Tax, etc.)	0.00	0.00	0.00	0.00	0.00	0.00	0.00	0.00	0.00	0.00	0.00	0.00	0.00	0.00	0.00	0.00	0.00	0.00	0.00	0.00	0.00	0.00	0.00	0.00	0.00	0.00	0.00	0.00	
TOTAL NON-CASH DISBURSEMENTS	1,142,472.47	89,214.71	0.00	2,481,792.05	3,693,479.23	0.00	0.00	0.00	0.00	0.00	0.00	0.00	0.00	0.00	0.00	0.00	0.00	0.00	0.00	0.00	0.00	0.00	1,142,472.47	89,214.71	0.00	2,481,792.05	3,693,479.23		
GRAND TOTAL	24,591,662.27	3,647,530.04	0.00	2,481,792.05	30,700,984.36	0.00	0.00	0.00	0.00	0.00	0.00	0.00	0.00	0.00	0.00	0.00	0.00	0.00	0.00	0.00	0.00	0.00	24,591,662.27	3,647,530.04	0.00	13,864,262.14	42,103,456.05		

SUMMARY	Particulars	Previous Report		This Month		As at Date	
		(1)	(2)	(3)	(4)	(5)	(6)
Total Disbursement Authorities Received		64,238,845.40	95,631,257.23	159,870,102.63			
NCA		60,434,000.00	91,937,778.00	152,371,778.00			
NTA		0.00	0.00	0.00			
Working Fund		0.00	0.00	0.00			
TRA		3,804,845.40	3,693,479.23	7,498,324.63			
CDC		0.00	0.00	0.00			
NCAA		0.00	0.00	0.00			
Less: Notice of Transfer of Allocations (NTA) Issued		0.00	0.00	0.00			
Total Disbursement Authorities Available		64,238,845.40	95,631,257.23	159,870,102.63			
Less:		0.00	0.00	0.00			
Lapsed NCA		0.00	212,236.49	212,236.49			
Disbursements		60,221,763.51	38,409,975.82	98,631,739.33			
Less: Other Non-Cash Disbursements		0.00	0.00	0.00			
Disbursements effected through outright deductions from claims		0.00	0.00	0.00			
Overpayment of expenses (e.g. personnel benefits)		0.00	0.00	0.00			
Reimbursement for loss of government property		0.00	0.00	0.00			
Liquidated damages and similar claims		0.00	0.00	0.00			
Others (e.g. T.E.F., B.T., Docs Stamp, etc.)		0.00	0.00	0.00			
Ass: Less Adjustments (e.g. cancelled/stated checks)		0.00	0.00	0.00			
Balance of Disbursement Authorities as at date		4,017,081.89	57,009,044.92	61,038,126.81			
Total Disbursements Program		64,238,845.40	95,631,257.23	159,870,102.63			
Less: Actual Disbursements		64,028,808.91	42,103,456.05	106,132,264.96			
Over/Under spending		212,236.49	63,527,802.18	53,740,239.67			

Note: \* The use of NTA is discouraged  
Note: \*\* Amounts should tally with the grand total disbursement (column 27).  
Certified Correct:  
*hw hw*  
LEE, MADELON BAYLON

Recommending Approval:  
*MJ*  
AZUELO, MARIA CRISTINA C. Ph.D.

Approved By:  
*[Signature]*  
DE LA PRIZ, MARLO M., Ph.D.



MONTHLY REPORT OF DISBURSEMENTS  
For the month of March 2022

Department: State Universities and Colleges (SUCs)  
Agency/Entity: Carlesons Norte State College  
Operating Unit: < not applicable >  
Organization Code (UACB): 08 051 0000000  
Fund Charter: 01 Regular Agency Fund

Particulars	Current Year Budget				Prior Year's Budget																Tent. Liabilities				Grand Total				Remarks	
	PS	MOOE	PMA	CD	TOTAL	Prior Year's Accounts Payable								Current Year's Accounts Payable								PS	MOOE	CD	TOTAL	PS	MOOE	CD		TOTAL
						PS	MOOE	PMA	CD	Sub-Total	PS	MOOE	PMA	CD	Sub-Total	TOTAL	Sub-TOTAL													
1	2	3	4	5	6=2+3+4+5	7	8	9	10	11=(7+8+9+10)	12	13	14	15	16=(12+13+14+15)	17=(11+16)	18=(17)	19	20	21	22=(19+20+21)	23	24	25	26	27=(23+24+25+26)	28			
CASH DISBURSEMENTS	29,438,882.01	8,672,803.19	0.00	0.00	28,512,889.20	0.00	0.00	0.00	2,978,028.81	2,978,028.81	0.00	0.00	0.00	0.00	2,978,028.81	29,060,713.81	0.00	0.00	0.00	0.00	29,060,713.81	0.00	0.00	0.00	2,978,028.81	29,060,713.81				
Notice of Cash Allocation (NCA)	29,438,882.01	8,672,803.19	0.00	0.00	28,512,889.20	0.00	0.00	0.00	2,978,028.81	2,978,028.81	0.00	0.00	0.00	0.00	2,978,028.81	29,060,713.81	0.00	0.00	0.00	0.00	29,060,713.81	0.00	0.00	0.00	2,978,028.81	29,060,713.81				
MOE Charge Issued	8,128,993.88	1,827,798.58	0.00	0.00	10,258,823.32	0.00	0.00	0.00	0.00	0.00	0.00	0.00	0.00	0.00	0.00	0.00	0.00	0.00	0.00	0.00	0.00	0.00	0.00	0.00	0.00	0.00	0.00			
Admin to Dept Account	12,311,218.15	4,148,234.53	0.00	0.00	16,459,852.68	0.00	0.00	0.00	2,978,028.81	2,978,028.81	0.00	0.00	0.00	0.00	2,978,028.81	18,524,881.29	0.00	0.00	0.00	0.00	18,524,881.29	0.00	0.00	0.00	0.00	18,524,881.29				
Notice of Transfer Allocation (NTA)	0.00	0.00	0.00	0.00	0.00	0.00	0.00	0.00	0.00	0.00	0.00	0.00	0.00	0.00	0.00	0.00	0.00	0.00	0.00	0.00	0.00	0.00	0.00	0.00	0.00	0.00	0.00			
MOE Charge Issued	0.00	0.00	0.00	0.00	0.00	0.00	0.00	0.00	0.00	0.00	0.00	0.00	0.00	0.00	0.00	0.00	0.00	0.00	0.00	0.00	0.00	0.00	0.00	0.00	0.00	0.00	0.00	0.00		
Admin to Dept Account	0.00	0.00	0.00	0.00	0.00	0.00	0.00	0.00	0.00	0.00	0.00	0.00	0.00	0.00	0.00	0.00	0.00	0.00	0.00	0.00	0.00	0.00	0.00	0.00	0.00	0.00	0.00	0.00		
Working Fund for PAFs	0.00	0.00	0.00	0.00	0.00	0.00	0.00	0.00	0.00	0.00	0.00	0.00	0.00	0.00	0.00	0.00	0.00	0.00	0.00	0.00	0.00	0.00	0.00	0.00	0.00	0.00	0.00	0.00		
Cash Disbursement Ceiling (CDC)	0.00	0.00	0.00	0.00	0.00	0.00	0.00	0.00	0.00	0.00	0.00	0.00	0.00	0.00	0.00	0.00	0.00	0.00	0.00	0.00	0.00	0.00	0.00	0.00	0.00	0.00	0.00	0.00		
TOTAL CASH DISBURSEMENTS	29,438,882.01	8,672,803.19	0.00	0.00	28,512,889.20	0.00	0.00	0.00	2,978,028.81	2,978,028.81	0.00	0.00	0.00	0.00	2,978,028.81	29,060,713.81	0.00	0.00	0.00	0.00	29,060,713.81	0.00	0.00	0.00	2,978,028.81	29,060,713.81				
NON-CASH DISBURSEMENTS	871,808.30	148,108.84	0.00	0.00	400,488.98	1,521,500.83	0.00	0.00	0.00	0.00	0.00	0.00	0.00	0.00	1,521,500.83	0.00	0.00	0.00	0.00	0.00	0.00	0.00	0.00	0.00	0.00	0.00	0.00	0.00		
Tax Refundable Advance Interest (TRA)	871,808.30	148,108.84	0.00	0.00	400,488.98	1,521,500.83	0.00	0.00	0.00	0.00	0.00	0.00	0.00	0.00	1,521,500.83	0.00	0.00	0.00	0.00	0.00	0.00	0.00	0.00	0.00	0.00	0.00	0.00	0.00		
Non-Cash Payment Authority (NCA)	0.00	0.00	0.00	0.00	0.00	0.00	0.00	0.00	0.00	0.00	0.00	0.00	0.00	0.00	0.00	0.00	0.00	0.00	0.00	0.00	0.00	0.00	0.00	0.00	0.00	0.00	0.00	0.00		
Disbursements effected through outright deductions from donors (gross benefit)	0.00	0.00	0.00	0.00	0.00	0.00	0.00	0.00	0.00	0.00	0.00	0.00	0.00	0.00	0.00	0.00	0.00	0.00	0.00	0.00	0.00	0.00	0.00	0.00	0.00	0.00	0.00	0.00		
Overpayment of expenses (e.g. personnel benefits)	0.00	0.00	0.00	0.00	0.00	0.00	0.00	0.00	0.00	0.00	0.00	0.00	0.00	0.00	0.00	0.00	0.00	0.00	0.00	0.00	0.00	0.00	0.00	0.00	0.00	0.00	0.00	0.00		
Restitution for loss of government property	0.00	0.00	0.00	0.00	0.00	0.00	0.00	0.00	0.00	0.00	0.00	0.00	0.00	0.00	0.00	0.00	0.00	0.00	0.00	0.00	0.00	0.00	0.00	0.00	0.00	0.00	0.00	0.00		
Liquidated damages and other claims	0.00	0.00	0.00	0.00	0.00	0.00	0.00	0.00	0.00	0.00	0.00	0.00	0.00	0.00	0.00	0.00	0.00	0.00	0.00	0.00	0.00	0.00	0.00	0.00	0.00	0.00	0.00	0.00		
Others (TFP, 871-Contingency Stamp)	0.00	0.00	0.00	0.00	0.00	0.00	0.00	0.00	0.00	0.00	0.00	0.00	0.00	0.00	0.00	0.00	0.00	0.00	0.00	0.00	0.00	0.00	0.00	0.00	0.00	0.00	0.00	0.00		
TOTAL NON-CASH DISBURSEMENTS	871,808.30	148,108.84	0.00	0.00	400,488.98	1,521,500.83	0.00	0.00	0.00	0.00	0.00	0.00	0.00	0.00	1,521,500.83	0.00	0.00	0.00	0.00	0.00	0.00	0.00	0.00	0.00	0.00	0.00	0.00	0.00		
<b>GRAND TOTAL</b>	<b>21,411,793.31</b>	<b>8,221,983.63</b>	<b>0.00</b>	<b>400,488.98</b>	<b>28,034,189.83</b>	<b>0.00</b>	<b>0.00</b>	<b>0.00</b>	<b>2,978,028.81</b>	<b>2,978,028.81</b>	<b>0.00</b>	<b>0.00</b>	<b>0.00</b>	<b>0.00</b>	<b>2,978,028.81</b>	<b>30,812,214.44</b>	<b>0.00</b>	<b>0.00</b>	<b>0.00</b>	<b>0.00</b>	<b>30,812,214.44</b>	<b>0.00</b>	<b>0.00</b>	<b>0.00</b>	<b>2,978,028.81</b>	<b>30,812,214.44</b>				

SUMMARY	Particulars (1)	Previous Report (2)	This Month (3)	As at Date (4)
Total Disbursement Authorities Received		42,002,344.77	22,236,500.83	64,238,845.40
NCA		39,718,000.00	20,715,000.00	60,434,000.00
NTA		0.00	0.00	0.00
Working Fund		0.00	0.00	0.00
TRA		2,283,344.77	1,521,500.83	3,804,845.40
CDC		0.00	0.00	0.00
NCAA		0.00	0.00	0.00
Less: Notice of Transfer of Allocations (NTA)* Issued		0.00	0.00	0.00
Total Disbursement Authorities Available		42,002,344.77	22,236,500.83	64,238,845.40
Less:		0.00	0.00	0.00
Lapsed NCA		0.00	0.00	0.00
Disbursements		31,131,049.70	29,090,718.81	60,221,768.51
Less: Other Non-Cash Disbursements		0.00	0.00	0.00
(Disbursements effected through outright deductions from donors		0.00	0.00	0.00
Overpayment of expenses (e.g. personnel benefits)		0.00	0.00	0.00
Restitution for loss of government property		0.00	0.00	0.00
Liquidated damages and other claims		0.00	0.00	0.00
Others (e.g. TFP, 871, Dicee Items, etc.)		0.00	0.00	0.00
Adv. Less. Adjustments (e.g. cancelled/voided checks)		0.00	0.00	0.00
Balance of Disbursement Authorities as at date		10,871,295.07	(6,854,213.18)	4,017,081.89
Total Disbursements Program		42,002,344.77	22,236,500.83	64,238,845.40
Less: Actual Disbursements		33,143,356.47	30,812,214.44	64,000,608.91
(Over)/Under spending		8,858,988.30	(13,972,713.81)	212,236.49

Notes: \* The use of NTA is discouraged  
Note: \*\* Amounts should tally with the grand total disbursement (entry 27)

Certified Correct:  
*[Signature]*  
LEE, MARDELON BAYLON  
Date: 4/7/2022

Recommending Approval:  
*[Signature]*  
AZUELO, MARIA CRISTINA C. Ph.D.  
Date: 4/7/2022

Approved By:  
*[Signature]*  
DE LA CRUZ, MARLO M., Ph.D., PECE  
Date: 4/7/2022

MARIA CRISTINA C. AZUELO, Ph.D.  
VP for Administration and Financial Authority of the President



**MONTHLY REPORT OF DISBURSEMENTS**  
For the month of January 2022

Department: State Universities and Colleges (SUCs)  
Agency/Entity: Camarines Norte State College  
Operating Unit: < not applicable >  
Organization Code (UACS): 08 051 000000  
Fund Cluster: 01 Regular Agency Fund

Particulars	Current Year Budget					Prior Year's Accounts Payable										SUB-TOTAL	Trust Liabilities				Grand Total				Remarks				
	PS	MOOE	PnEx	CO	TOTAL	Prior Year's Accounts Payable					Current Year's Accounts Payable						TOTAL	PS	MOOE	CO	TOTAL	PS	MOOE	PnEx		CO	TOTAL		
						PS	MOOE	PnEx	CO	Sub-Total	PS	MOOE	PnEx	CO	Sub-Total														
1	2	3	4	5	6(7+3+4+5)	7	8	9	10	11(7+8+9+10)	12	13	14	15	16(12+13+14+15)	17(11+16)	18(18-17)	19	20	21	22(19+20-21)	23	24	25	26	27(23+24+25+26)	28		
CASH DISBURSEMENTS	17,272,547.11	360,600.77	0.00	0.00	17,633,147.88	1,407,540.29	86,191.72	0.00	0.00	1,493,732.01	0.00	0.00	0.00	0.00	1,493,732.01	19,146,929.89	0.00	0.00	0.00	0.00	19,146,929.89	486,842.48	0.00	0.00	0.00	19,633,772.37	0.00		
Notice of Cash Allocation (NCA)	17,272,547.11	360,600.77	0.00	0.00	17,633,147.88	1,407,540.29	86,191.72	0.00	0.00	1,493,732.01	0.00	0.00	0.00	0.00	1,493,732.01	19,146,929.89	0.00	0.00	0.00	0.00	19,146,929.89	486,842.48	0.00	0.00	0.00	19,633,772.37	0.00		
MOE Checks Issued	6,666,547.71	81,219.83	0.00	0.00	6,747,767.53	1,378,538.79	0.00	0.00	0.00	1,378,538.79	0.00	0.00	0.00	0.00	1,378,538.79	8,124,301.28	0.00	0.00	0.00	0.00	8,124,301.28	8,643,062.48	81,219.83	0.00	0.00	8,205,281.28	0.00		
Advice by Debit Account	10,606,003.41	279,431.94	0.00	0.00	10,885,435.35	31,001,344	86,191.72	0.00	0.00	117,193,26	0.00	0.00	0.00	0.00	117,193,26	11,022,828.61	0.00	0.00	0.00	0.00	11,022,828.61	365,822,866	0.00	0.00	0.00	11,022,828.61	0.00		
Notice of Transfer Allocation (NTA)	0.00	0.00	0.00	0.00	0.00	0.00	0.00	0.00	0.00	0.00	0.00	0.00	0.00	0.00	0.00	0.00	0.00	0.00	0.00	0.00	0.00	0.00	0.00	0.00	0.00	0.00	0.00	0.00	
MOE Checks Issued	0.00	0.00	0.00	0.00	0.00	0.00	0.00	0.00	0.00	0.00	0.00	0.00	0.00	0.00	0.00	0.00	0.00	0.00	0.00	0.00	0.00	0.00	0.00	0.00	0.00	0.00	0.00	0.00	0.00
Advice by Debit Account	0.00	0.00	0.00	0.00	0.00	0.00	0.00	0.00	0.00	0.00	0.00	0.00	0.00	0.00	0.00	0.00	0.00	0.00	0.00	0.00	0.00	0.00	0.00	0.00	0.00	0.00	0.00	0.00	0.00
Working Fund for FAHs	0.00	0.00	0.00	0.00	0.00	0.00	0.00	0.00	0.00	0.00	0.00	0.00	0.00	0.00	0.00	0.00	0.00	0.00	0.00	0.00	0.00	0.00	0.00	0.00	0.00	0.00	0.00	0.00	0.00
Cash Disbursement Ceiling (CDC)	0.00	0.00	0.00	0.00	0.00	0.00	0.00	0.00	0.00	0.00	0.00	0.00	0.00	0.00	0.00	0.00	0.00	0.00	0.00	0.00	0.00	0.00	0.00	0.00	0.00	0.00	0.00	0.00	0.00
<b>TOTAL CASH DISBURSEMENTS</b>	<b>17,272,547.11</b>	<b>360,600.77</b>	<b>0.00</b>	<b>0.00</b>	<b>17,633,147.88</b>	<b>1,407,540.29</b>	<b>86,191.72</b>	<b>0.00</b>	<b>0.00</b>	<b>1,493,732.01</b>	<b>0.00</b>	<b>0.00</b>	<b>0.00</b>	<b>0.00</b>	<b>1,493,732.01</b>	<b>19,146,929.89</b>	<b>0.00</b>	<b>0.00</b>	<b>0.00</b>	<b>0.00</b>	<b>0.00</b>	<b>19,146,929.89</b>	<b>486,842.48</b>	<b>0.00</b>	<b>0.00</b>	<b>0.00</b>	<b>19,633,772.37</b>	<b>0.00</b>	
NON-CASH DISBURSEMENTS	1,165,368.82	36,807.86	0.00	0.00	1,202,176.68	448,842.30	1,648,836.78	0.00	0.00	0.00	0.00	0.00	0.00	0.00	0.00	1,648,836.78	0.00	0.00	0.00	0.00	1,648,836.78	36,807.86	0.00	0.00	0.00	1,685,644.64	1,648,836.78		
Tax Benefits/Authorities Issued (TRA)	1,165,368.82	36,807.86	0.00	0.00	1,202,176.68	448,842.30	1,648,836.78	0.00	0.00	0.00	0.00	0.00	0.00	0.00	0.00	1,648,836.78	0.00	0.00	0.00	0.00	1,648,836.78	36,807.86	0.00	0.00	0.00	1,685,644.64	1,648,836.78		
Non-Cash Assessment Authority (NCAA)	0.00	0.00	0.00	0.00	0.00	0.00	0.00	0.00	0.00	0.00	0.00	0.00	0.00	0.00	0.00	0.00	0.00	0.00	0.00	0.00	0.00	0.00	0.00	0.00	0.00	0.00	0.00	0.00	
Disbursements effected through outright deductions from claims (please specify)	0.00	0.00	0.00	0.00	0.00	0.00	0.00	0.00	0.00	0.00	0.00	0.00	0.00	0.00	0.00	0.00	0.00	0.00	0.00	0.00	0.00	0.00	0.00	0.00	0.00	0.00	0.00	0.00	
Development of expenses (e.g. salaries/benefits)	0.00	0.00	0.00	0.00	0.00	0.00	0.00	0.00	0.00	0.00	0.00	0.00	0.00	0.00	0.00	0.00	0.00	0.00	0.00	0.00	0.00	0.00	0.00	0.00	0.00	0.00	0.00	0.00	
Restitution for loss of government property	0.00	0.00	0.00	0.00	0.00	0.00	0.00	0.00	0.00	0.00	0.00	0.00	0.00	0.00	0.00	0.00	0.00	0.00	0.00	0.00	0.00	0.00	0.00	0.00	0.00	0.00	0.00	0.00	
Liquidated damages and similar claims	0.00	0.00	0.00	0.00	0.00	0.00	0.00	0.00	0.00	0.00	0.00	0.00	0.00	0.00	0.00	0.00	0.00	0.00	0.00	0.00	0.00	0.00	0.00	0.00	0.00	0.00	0.00	0.00	
Others (e.g. TEF, Docs Stamp, etc.)	0.00	0.00	0.00	0.00	0.00	0.00	0.00	0.00	0.00	0.00	0.00	0.00	0.00	0.00	0.00	0.00	0.00	0.00	0.00	0.00	0.00	0.00	0.00	0.00	0.00	0.00	0.00	0.00	
<b>TOTAL NON-CASH DISBURSEMENTS</b>	<b>1,165,368.82</b>	<b>36,807.86</b>	<b>0.00</b>	<b>0.00</b>	<b>1,202,176.68</b>	<b>448,842.30</b>	<b>1,648,836.78</b>	<b>0.00</b>	<b>0.00</b>	<b>0.00</b>	<b>0.00</b>	<b>0.00</b>	<b>0.00</b>	<b>0.00</b>	<b>0.00</b>	<b>1,648,836.78</b>	<b>0.00</b>	<b>0.00</b>	<b>0.00</b>	<b>0.00</b>	<b>1,648,836.78</b>	<b>36,807.86</b>	<b>0.00</b>	<b>0.00</b>	<b>0.00</b>	<b>1,685,644.64</b>	<b>1,648,836.78</b>		
<b>GRAND TOTAL</b>	<b>18,437,915.93</b>	<b>417,258.43</b>	<b>0.00</b>	<b>0.00</b>	<b>19,322,214.68</b>	<b>1,856,382.59</b>	<b>1,035,028.48</b>	<b>0.00</b>	<b>0.00</b>	<b>1,493,732.01</b>	<b>0.00</b>	<b>0.00</b>	<b>0.00</b>	<b>0.00</b>	<b>1,493,732.01</b>	<b>20,795,766.67</b>	<b>0.00</b>	<b>0.00</b>	<b>0.00</b>	<b>0.00</b>	<b>20,795,766.67</b>	<b>523,650.34</b>	<b>0.00</b>	<b>0.00</b>	<b>0.00</b>	<b>21,319,417.01</b>	<b>1,648,836.78</b>		

Particulars	Previous Report	This Month	As at Date
(1)	(2)	(3)	(4)
Total Disbursement Authorities Received	0.00	21,473,836.78	21,473,836.78
NCA	0.00	19,825,000.00	19,825,000.00
NTA	0.00	0.00	0.00
Working Fund	0.00	0.00	0.00
TRA	0.00	1,648,836.78	1,648,836.78
CDC	0.00	0.00	0.00
NCAA	0.00	0.00	0.00
Less: Notice of Transfer of Allocations (NTA) issued	0.00	0.00	0.00
Total Disbursement Authorities Available	0.00	21,473,836.78	21,473,836.78
Less:	0.00	0.00	0.00
Lapsed NCA	0.00	0.00	0.00
Disbursements	0.00	19,146,929.89	19,146,929.89
Less: Other Non-Cash Disbursements	0.00	0.00	0.00
Disbursements effected through outright deductions from claims	0.00	0.00	0.00
Development of expenses (e.g. government benefits)	0.00	0.00	0.00
Restitution for loss of government property	0.00	0.00	0.00
Liquidated damages and similar claims	0.00	0.00	0.00
Others (e.g. TEF, Docs Stamp, etc.)	0.00	0.00	0.00
Adjustment (e.g. cancelled/voided checks)	0.00	0.00	0.00
Balance of Disbursement Authorities as at date	0.00	2,326,906.89	2,326,906.89
Total Disbursements Program	0.00	21,473,836.78	21,473,836.78
Less: *Actual Disbursements	0.00	20,795,766.67	20,795,766.67
(Over/Under spending	0.00	678,070.11	678,070.11

Notes: \* The use of NTA is discouraged

Notes: \*\* Amounts would tally with the grand total disbursement (column 27).

Certified/Correct:  
  
LEE MADELON BAYLON  
Date: 2/10/2022

Recommending At:  
  
AZUELO MARIA CRISTINA C. Pn D  
Date: 2/10/2022

Approved By:  
  
DE LA CRUZ MARLO M. Pn D PCE  
Date: 2/10/2022