

FY-2018 PHYSICAL PLAN


Department: State Universities and Colleges (SUCs)
 Agency: Camarines Norte State College
 Operating Unit: N/A
 Organization Code (UACS): 080510000000
 Report Status: SUBMITTED

Particulars	UACS CODE	Current Year's Accomplishment			Physical Target (Budget Year)				Variance	Remarks	
		Actual	Estimate	Total	Total	1st	2nd	3rd			4th
		Jan.1-Sept.30	Oct.1-Dec.30	5=3+4	6=7+8+9+10	Quarter	Quarter	Quarter			Quarter
1	2	3	4	5=3+4	6=7+8+9+10	7	8	9	10	11=6-5	12
Part A											
I. Organizational Outcome											
OO : Relevant and quality tertiary education ensured to achieve inclusive growth and access of deserving but poor students to quality tertiary education increased	3101000000000000										
HIGHER EDUCATION PROGRAM											
Outcome Indicators											
1. Percentage of first-time licensure exam-takers that pass the licensure exams		67.52%	63.57%	63.57%	59%					59%	
2. Percentage of graduates (2 years prior) that are employed		No Target	No Target	No Target	75%					75%	
Output Indicators											
1. Percentage of undergraduate student population enrolled in CHED-identified and RDC-identified priority programs		No Target	No Target	No Target	35%					35%	
2. Percentage of undergraduate programs with accreditation		(27/27) 100% level 1 (2/27)=7.4% level 2 (22/27)=81.5% level 3 (2/27)=7.4%	(27/27) 100% level 1 (2/27)=7.4% level 2 (22/27)=81.5% level 3 (2/27)=7.4%	(27/27) 100% level 1 (2/27)=7.4% level 2 (22/27)=81.5% level 3 (2/27)=7.4%	(27/27) 100%					(27/27) 100%	
OO : Higher education research improved to promote economic productivity and innovation	3201000000000000										
ADVANCED EDUCATION PROGRAM											
Outcome Indicators											
1. Percentage of graduate school faculty engaged in research work applied in any of the following:											
a. pursuing advanced research degree programs (Ph.D)		No Target	No Target	No Target	(2/14)% 14.29%					(2/14)% 14.29%	
b. actively pursuing in the last three (3)		No Target	No Target	No Target	(2/14) % 14.29%					(2/14) % 14.29%	


Particulars	UACS CODE	Current Year's Accomplishment			Physical Target (Budget Year)					Variance	Remarks	
		Actual	Estimate	Total	Total	1st	2nd	3rd	4th			
		Jan.1-Sept.30	Oct.1-Dec.30	5=3+4	6=7+8+9+10	Quarter	Quarter	Quarter	Quarter			
1	2	3	4	5=3+4	6=7+8+9+10	7	8	9	10	11=6-5	12	
years (investigative research, basic and applied scientific research, policy research, social science research)												
c. producing technologies for commercialization or livelihood improvement		No Target	No Target	No Target	(1/14) 7.14%				(1/14) 7.14%			
d. whose research work resulted in an extension program		No Target	No Target	No Target	(1/14) 7.14%				(1/14) 7.14%			
Output Indicators												
1. Percentage of graduate students enrolled in CHED-identified or RDC-identified priority programs		N/A	N/A	N/A	10%				N/A			No CHED-identified or RDC identified graduate programs offered
2. Percentage of accredited graduate programs		No Target	No Target	No Target	(3/4) 75%				(3/4) 75%			
RESEARCH PROGRAM												
Outcome Indicator												
1. Number of research outputs in the last three years utilized by the industry or by other beneficiaries		No Target	No Target	No Target	1				1			
Output Indicators												
1. Number of research outputs completed within the year		11	5	16	10				10			
2. Percentage of research outputs presented in national, regional, and international forums within the year		(55/64) 85.9%	(57/64) 89.5%	(57/64) 89.06%	60%				60%			
OO : Community engagement increased	3301000000000000											
TECHNICAL ADVISORY EXTENSION PROGRAM												
Outcome Indicator												
1. Number of active partnerships with LGUs, industries, NGOs, NGAs, SMEs, and other stakeholders as a result of extension activities		No Target	No Target	No Target	3		1	1	1			

Particulars	UACS CODE	Current Year's Accomplishment			Physical Target (Budget Year)				Variance	Remarks	
		Actual	Estimate	Total	Total	1st	2nd	3rd			4th
		Jan.1-Sept.30	Oct.1-Dec.30	5=3+4	6=7+8+9+10	Quarter	Quarter	Quarter			Quarter
1	2	3	4	5=3+4	6=7+8+9+10	7	8	9	10	11=6-5	12
Output Indicators											
1. Number of trainees weighted by the length of training		1,019	81	1,100	1,200		100	300	800		
2. Number of extension programs organized and supported consistent with the SUC's mandated and priority programs		No Target	No Target	No Target	2			1	1		
3. Percentage of beneficiaries who rate the training course/s and advisory services as satisfactory or higher in terms of quality and relevance		100%	100%	100%	95%		90%	90%	95%		


Prepared By:


GUAVES, EMMALYN
 Planning Services Head / Planning Officer
 Date: 21/Nov/2017

In coordination with:


WENIFREDO T. ONATE Ph.D.
 VP for Administration & Finance
 Financial Services Head / Budget Officer
 Date: 21/Nov/2017

Approved By:


ABANTO, RUSTY
 Agency Head / Department Secretary
 Date: 21/Nov/2017

This report was generated using the Unified Reporting System on 21/11/2017 16:38
 BED Level: 01 - Agency Submission (NEP)